

# RF Balun Transformer

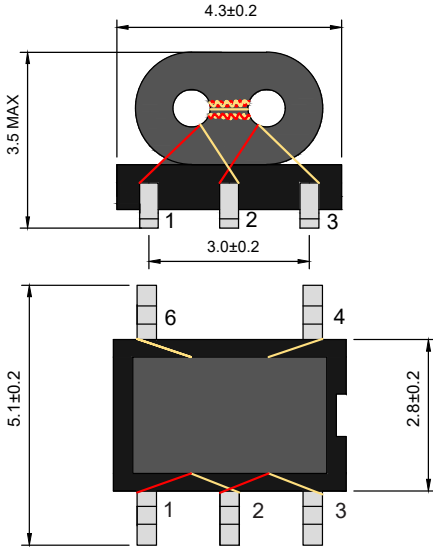
## B009-458PT-1026-G276

2020-03-16 Rev. 2

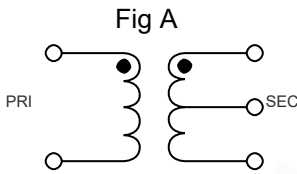


75Ω 1:1 CT Flux Coupled Transformer 5-200 MHz

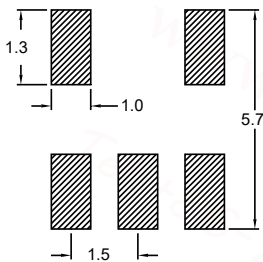
### Outline Drawing(mm)



### Electrical structure



### Recommended layout(mm)



### Pin Connections

Input	4
Output 1	3
Output 2	1
Ground	6
Centre tap (Ground)	2

### Features

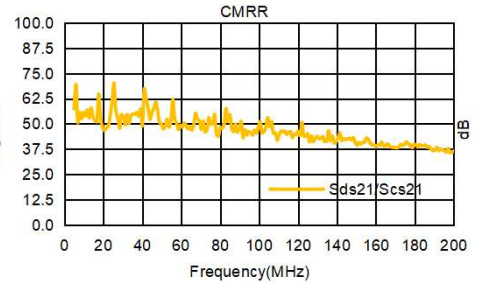
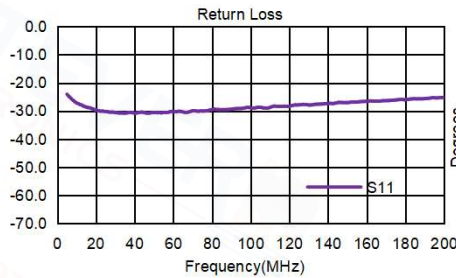
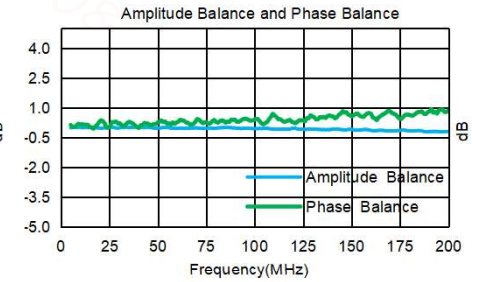
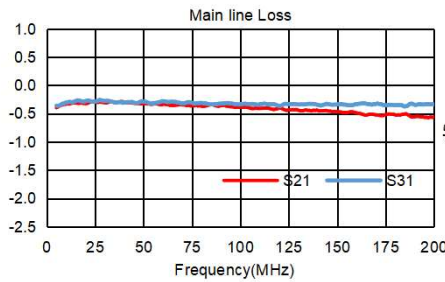
- Operating temperature range: -40°C to +85°C
- Storage temperature range: -55°C to +100°C

### Applications

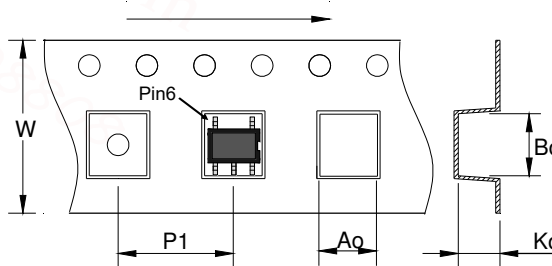
- 1:1 impedance ratio
- Balanced amplifiers
- Balun
- Cellular and VHF

### Electrical Specifications: TA=25°C, 0dBm, Z0=75Ω

Parameter	Test Conditions	Units	Min	Typ	Max
Main line Loss (Pin4-3)	5-200MHz	dB	—	0.5	1.2
Main line Loss (Pin4-1)	5-200MHz	dB	—	0.4	1.0
Amplitude Balance	5-200MHz	dB	0.0	0.3	1.2
Phase Balance	5-200MHz	°	0.0	2.5	8.0
Input Return Loss(Pin4)	5-200MHz	dB	16.0	25.0	—
CMRR	5-200MHz	dB	25.0	40.0	—



### Carrier Tape Orientation



### Tape & Reel Information

Parameter	Units	Value
Qty per reel	PCS	2000
Reel Size	mm	330
Tape Width	mm	12.00
Pitch	mm	8.00
Ao	mm	4.50
Bo	mm	5.30
Ko	mm	3.20