

RF Balun Transformer

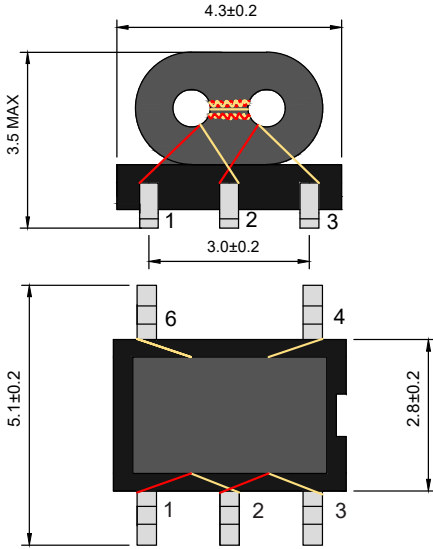
B009-458PT-1668-H002

2019-12-31 Rev. 0

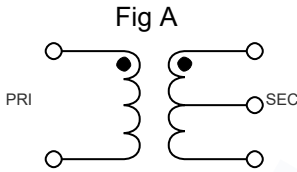


50Ω 1:4 CT Flux Coupled Transformer 5-1000 MHz

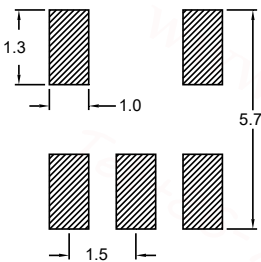
Outline Drawing(mm)



Electrical structure



Recommended layout(mm)



Pin Connections

Input	4
Output 1	3
Output 2	1
Ground	6
Centre tap (Ground)	2

Features

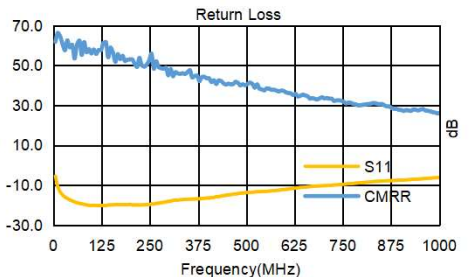
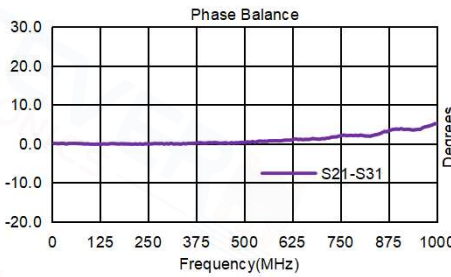
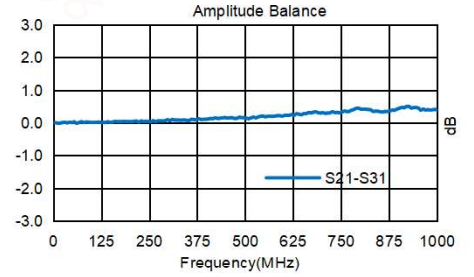
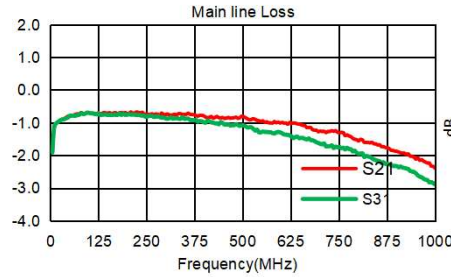
- Operating temperature range: -40°C to +85°C
- Storage temperature range: -55°C to +100°C

Applications

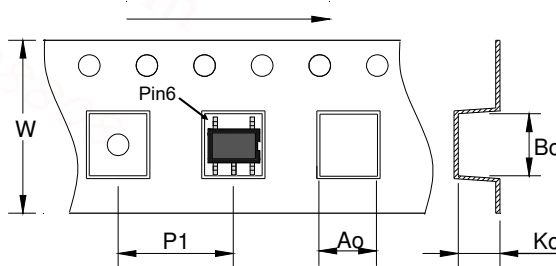
- 1:4 impedance ratio
- Balanced amplifie
- Balun
- Cellula and VHF

Electrical Specifications:TA=25°C, 0dBm, Z0=50Ω

Parameter	Test Conditions	Units	Min	Typ	Max
Main line Loss (Pin4-3)	5-1000MHz	dB	—	1.5	3.0
Main line Loss (Pin4-1)	5-1000MHz	dB	—	1.8	3.2
Amplitude Balance	5-1000MHz	dB	0.0	0.5	1.5
Phase Balance	5-1000MHz	°	0.0	8.0	15.0
Input Return Loss(Pin4)	5-1000MHz	dB	8.0	12.0	—
CMRR	5-1000MHz	dB	25.0	35.0	—



Carrier Tape Orientation



Tape & Reel Information

Parameter	Units	Value
Qty per reel	PCS	2000
Reel Size	mm	330
Tape Width	mm	12.00
Pitch	mm	8.00
Ao	mm	4.50
Bo	mm	5.30
Ko	mm	3.20