

# RF Balun Transformer

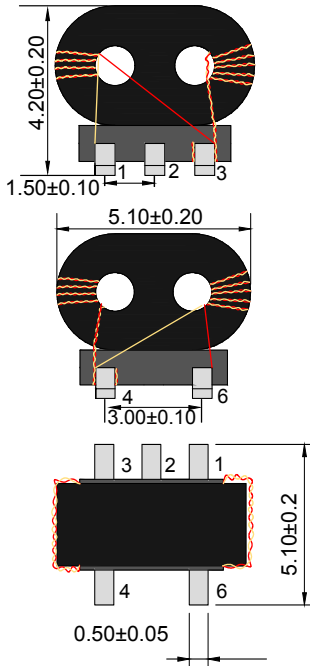
## B009-617DB-2500-D243

2019-12-13 Rev. 0

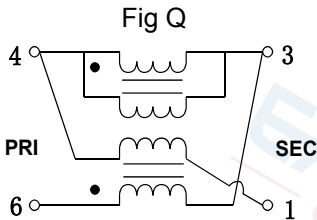


75Ω 1:1 Transmission Line Transformer 50-1250 MHz

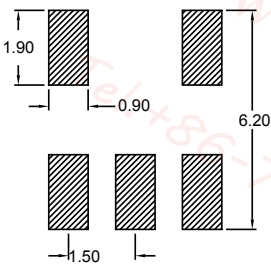
### Outline Drawing(mm)



### Electrical structure



### Recommended layout(mm)



### Pin Connections

Input	6
Output 1	1
Output 2	3
Ground	4
Not Used	2

### Features

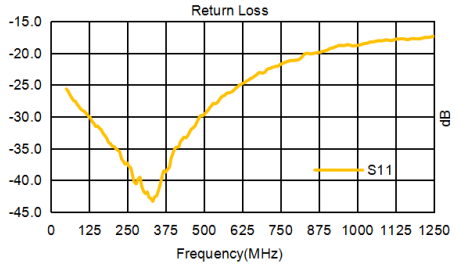
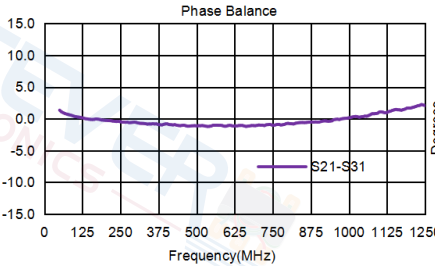
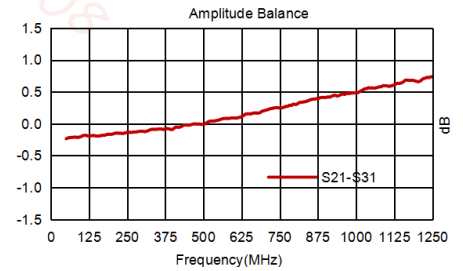
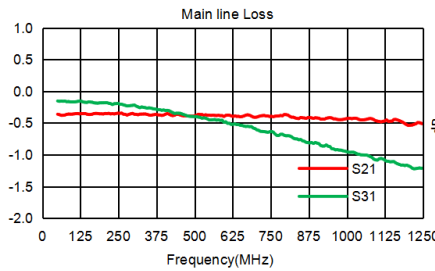
- Excellent amplitude unbalance, 0.5 dB typ. and phase unbalance, 2 deg. typ. in 1 dB bandwidth
- DC current:300mA Max
- Operating temperature range: -40 C to +85 C
- Storage temperature range: -55 C to +100 C

### Applications

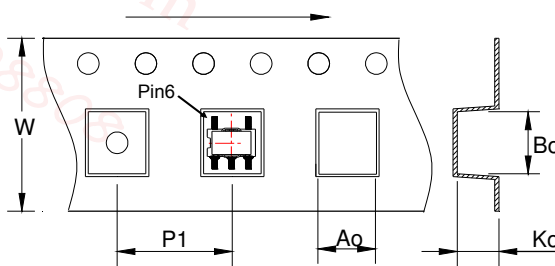
- Impedance matchin
- Balanced amplifie
- Cellula and VHF
- Ideally suited for high volume CATV applications.

### Electrical Specifications:TA=25℃, 0dBm, Z0=75Ω

Parameter	Test Conditions	Units	Min	Typ	Max
Main line Loss (Pin6-1)	50-1250MHz	dB	—	0.4	1.0
Main line Loss (Pin6-3)	50-1250MHz	dB	—	1.2	1.5
Amplitude Balance	50-1250MHz	dB	0.0	0.5	1.2
Phase Balance	50-1250MHz	°	0.0	2.0	15.0
Input Return Loss(Pin4)	50-1250MHz	dB	12.0	17.0	—



### Carrier Tape Orientation



### Tape & Reel Information

Parameter	Units	Value
Qty per reel	PCS	2000
Reel Size	mm	330
Tape Width	mm	12.00
Pitch	mm	8.00
Ao	mm	5.50
Bo	mm	4.50
Ko	mm	3.90