


# RF Directional Coupler

## B012-617PT-0901-B331

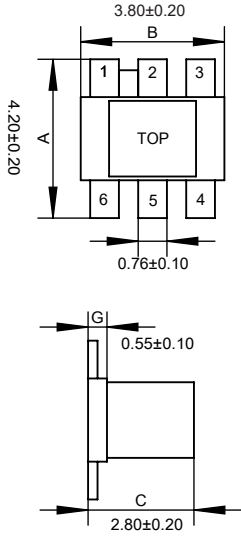
2020-04-26 Rev. 0



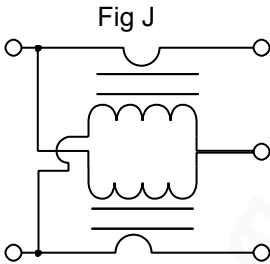
75Ω 9dB Directional Coupler

5-2000MHz

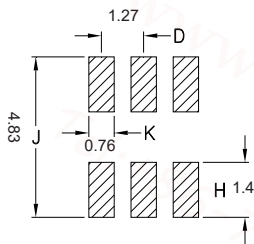
### Outline Drawing(mm)



### Electrical structure



### Recommended layout(mm)



### Pin Connections

Input	3
Coupling	1
Output	4
Ground	2
Isolation	6

### Features

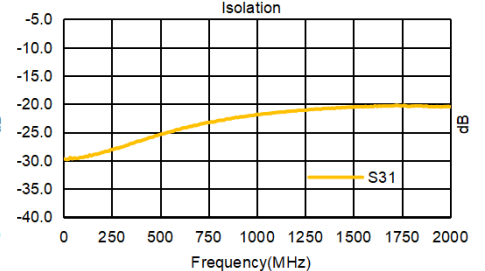
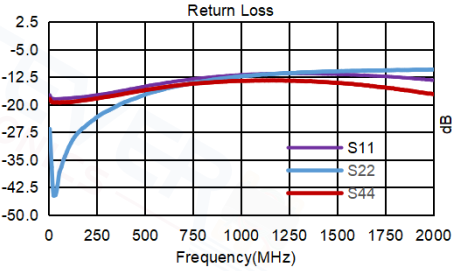
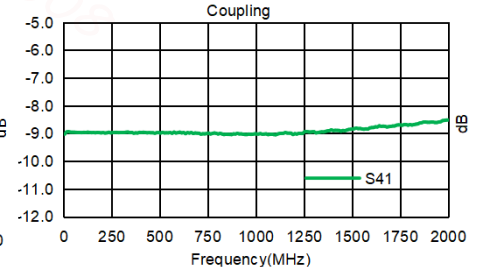
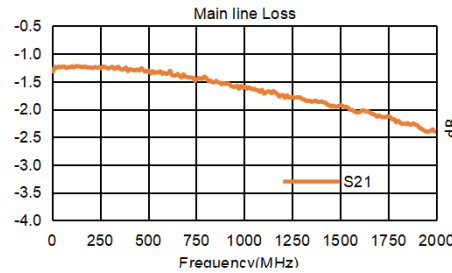
- Operating temperature range: -40°C to +85°C
- Storage temperature range: -55°C to +100°C

### Applications

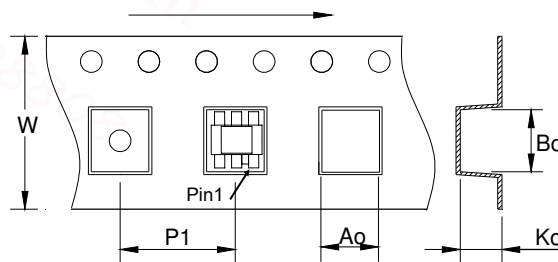
- For catv
- For broadband and wireless communications

### Electrical Specifications: TA=25°C, 0dBm, Z0=75Ω

Parameter	Test Conditions	Units	Min	Typ	Max
Coupling(pin3-1)	5-2000MHz	dB	8.0	9.0	10.0
Main line Loss(pin3-4)	5-2000MHz	dB	—	2.2	3.0
Input Return Loss(pin 3)	5-2000MHz	dB	10.0	16.0	—
Coupling Return Loss(pin1)	5-2000MHz	dB	10.0	16.0	—
Output Return Loss(pin4)	5-2000MHz	dB	10.0	16.0	—
Isolation(pin6-3)	5-2000MHz	dB	16.0	20.0	—



### Carrier Tape Orientation



### Tape & Reel Information

Parameter	Units	Value
Qty per reel	PCS	2000
Reel Size	mm	330
Tape Width	mm	12.00
Pitch	mm	12.00
Ao	mm	4.50
Bo	mm	4.50
Ko	mm	3.20