

Features::

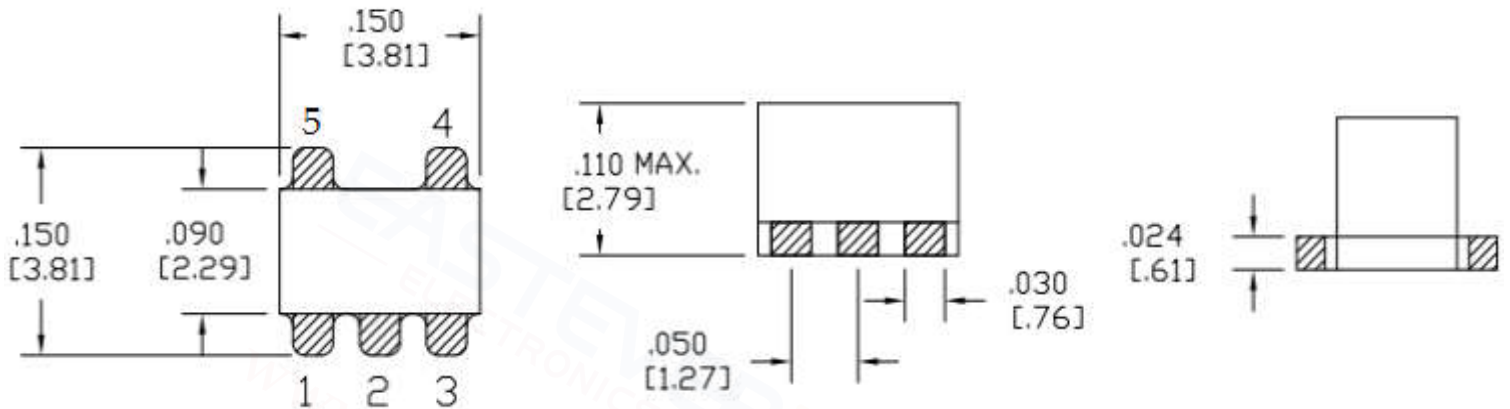
- ◆ Equivalent to: MABA-007159-000000
- ◆ 50Ω Impedance
- ◆ Frequency: 4.5 to 3000 MHz
- ◆ RF power: 0.25W
- ◆ DC current: 30mA
- ◆ Operating temperature range: -40°C to +85°C
- ◆ Storage temperature range: -55°C to +125°C



Applications:

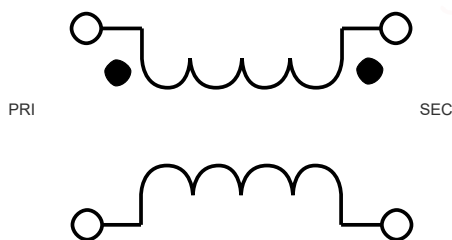
- ◆ For broadband and wireless communications
- ◆ For VHF/UHF receivers/transmitters and push-pull amplifiers

Dimension Diagram (Unit:mm) :

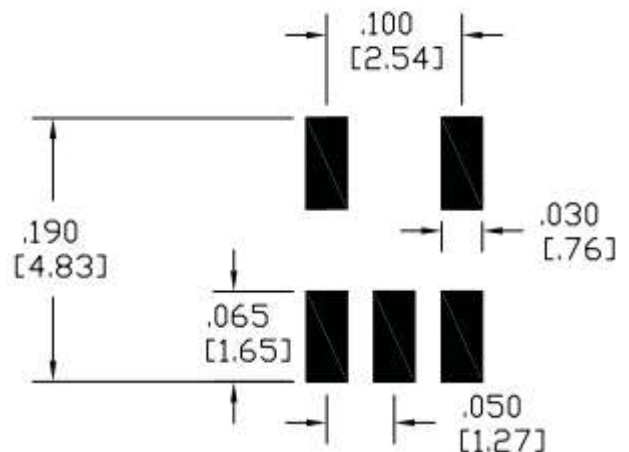


Electrical structure:

Fig E



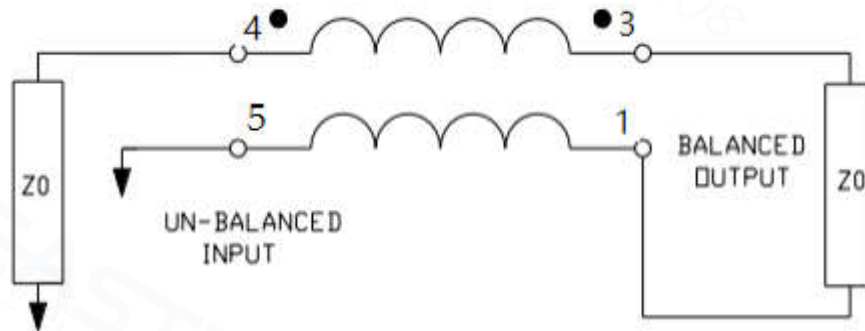
Recommended layout:



Pin configuration:

Pin no.	Function
1	Secondary (Output 2)
2	Not connected
3	Secondary dot (Output 1)
4	Primary dot (Input)
5	Primary (Ground)

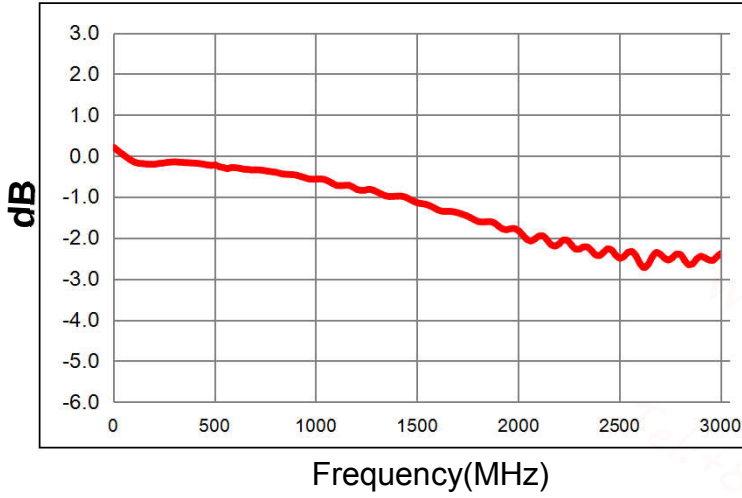
Application circuit :



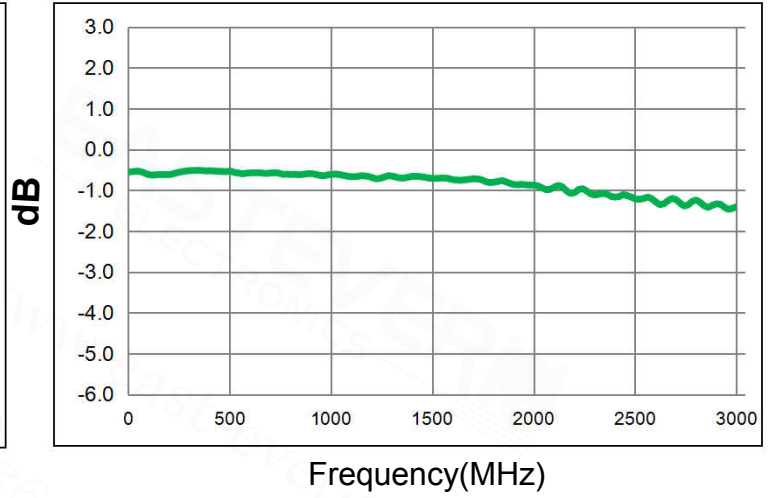
Electrical Specifications: $T_A=25^\circ\text{C}$, 0dBm, $Z_0=50\Omega$:

Parameter	Test Conditions	Units	Min	Typ	Max
Main line Loss	4.5-1000MHz	dB	—	0.40	1.00
Main line Loss	1000-2000MHz	dB	—	0.80	2.50
Main line Loss	2000-3000MHz	dB	—	2.50	3.50
Amplitude Unbalance	4.5-1500MHz	dB	—	0.50	1.00
Amplitude Unbalance	1500-3000MHz	dB	—	1.00	1.70
Phase Unbalance	4.5-1500MHz	Degrees	—	5.00	15.00
Phase Unbalance	1500-3000MHz	Degrees	—	5.00	35.00
Input Return Loss	4.5-1500MHz	dB	10.00	25.00	—
Input Return Loss	1500-3000MHz	dB	5.00	15.00	—

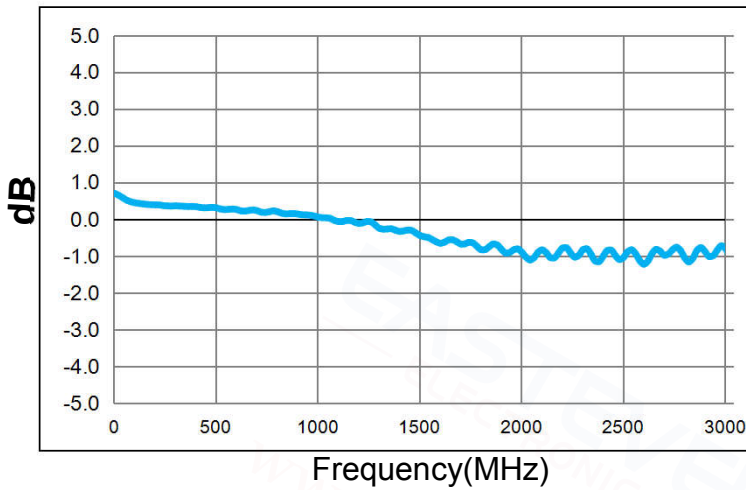
Main line Loss(out1)



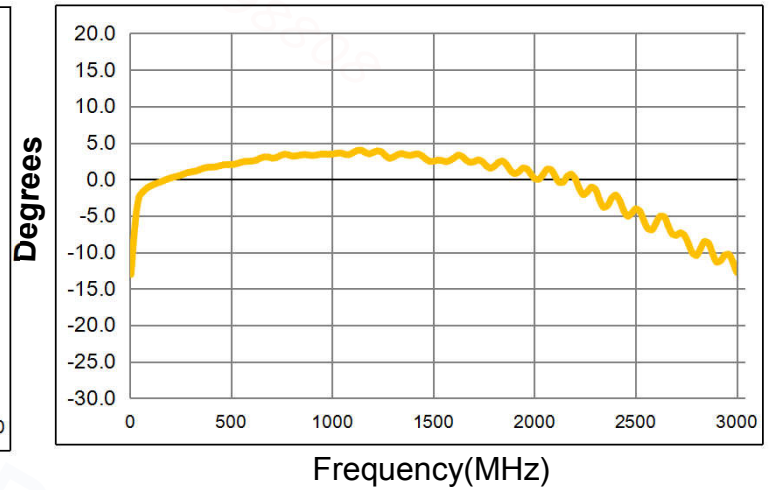
Main line Loss(out2)



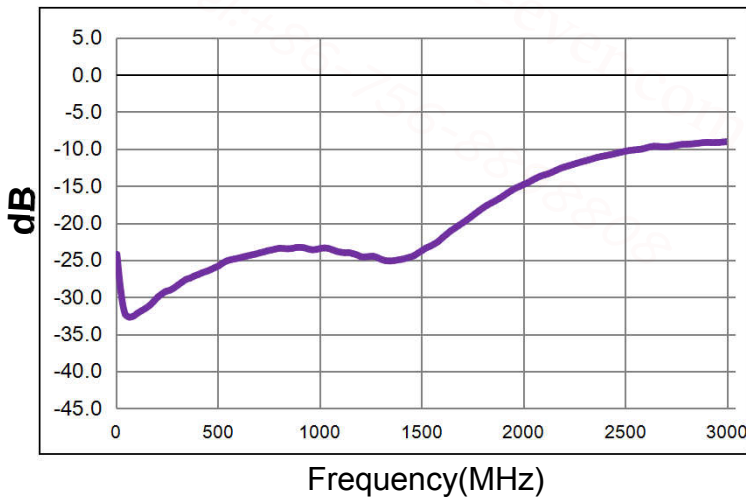
Amplitude Balance



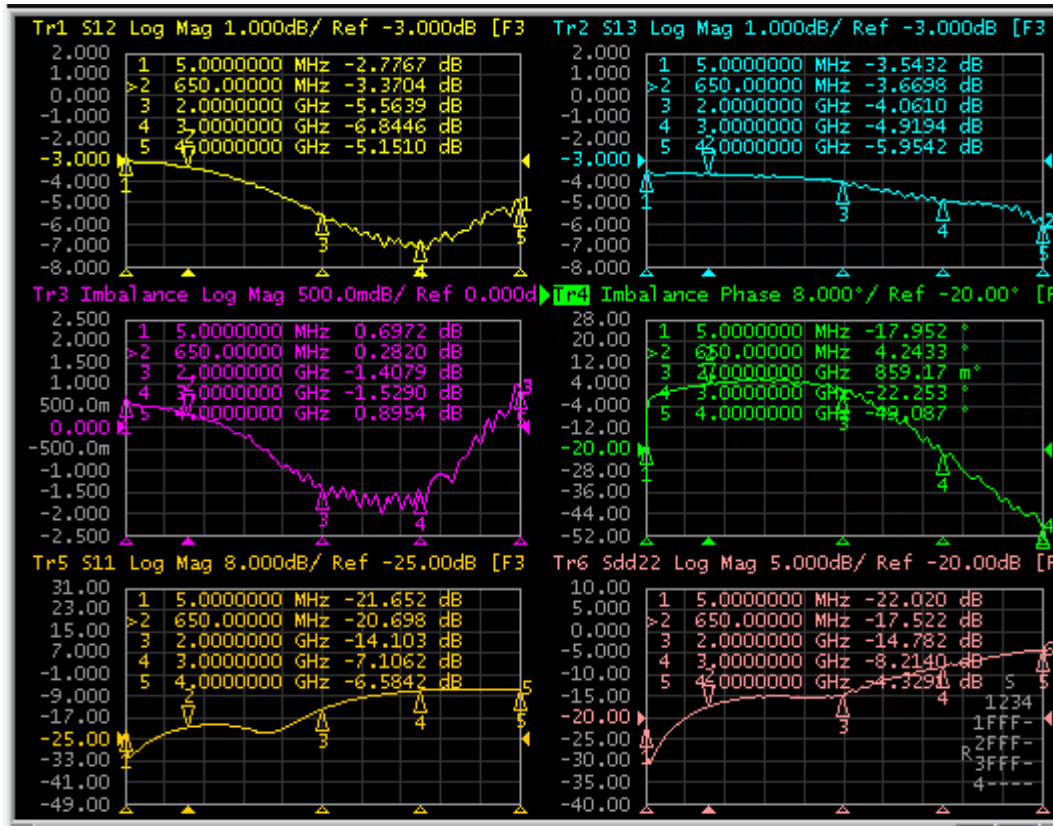
Phase Balance



Input Return Loss



MABA-007159-000000 Sample Test Data Sheet:



B013-617DB-7159-E267 Sample Test Data Sheet:

