


# Common Mode Filter

## Features

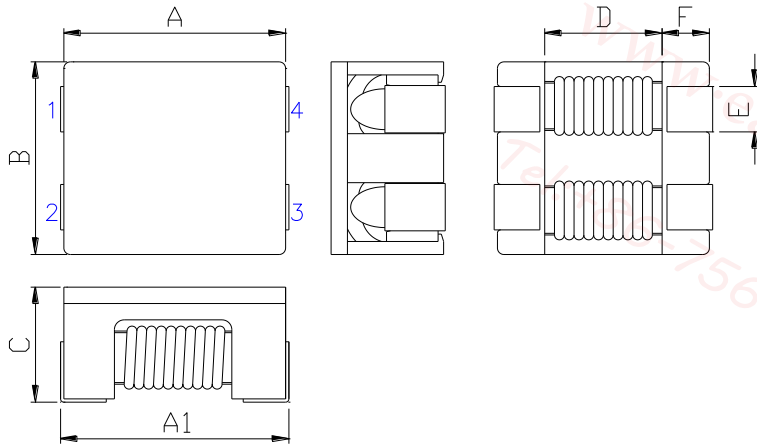
- ▶ Due to the low profile design, it is suitable for surface mount.
- ▶ High impedance characteristic has been achieved a superior effect for common mode noise suppression.
- ▶ Have achieved miniaturization while keeping characteristics by adoption of exclusive square type closed magnetic cores.

## Applications

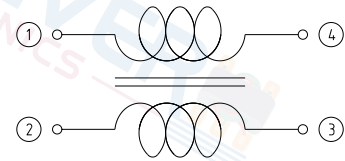
- ▶ For DC power lines (elec-tronics control equipment, multi-media etc).



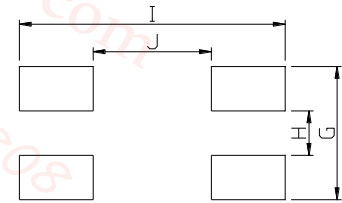
## Dimension (Unit:mm)



## Circuit Diagram



## Recommended Land Pattern



A	A1	B	C	D	E	F	G	H	I	J
12.0±0.5	12.5±0.8	10.8±0.5	6.5Max.	7.0 Typ.	2.7 Typ.	2.5 Typ.	8.5	2.0	12.5	6.5

## Specifications

Part Number	Impedance (Ohm) Typ.(Min.)	DCR (mohm) Max.	Rated Current (A) Max.	Insulation resistance (MΩ)min.	Rated voltage (Vdc) max.	Test Frequency (Hz)
CMF1211-800	230(80)	2	10.0	10	125	100M
CMF1211-701	700(500)	6	8.0	10	125	100M
CMF1211-801	800(600)	8	8.0	10	125	100M
CMF1211-102	1000(750)	14	6.0	10	125	100M
CMF1211-222	2500(2200)	35	1.8	10	125	100M
CMF1211-272	2700(2300)	50	1.5	10	125	100M

## Packaging

Package quantity : 500 (pcs/reel)

- The Rated current : The DC current at which the temperature rise is  $\Delta t=40^{\circ}\text{C}$ (approximately)
- All specifications are subject to change without notice.
- Update date : 2020.02.02