


Common Mode Filter

Features

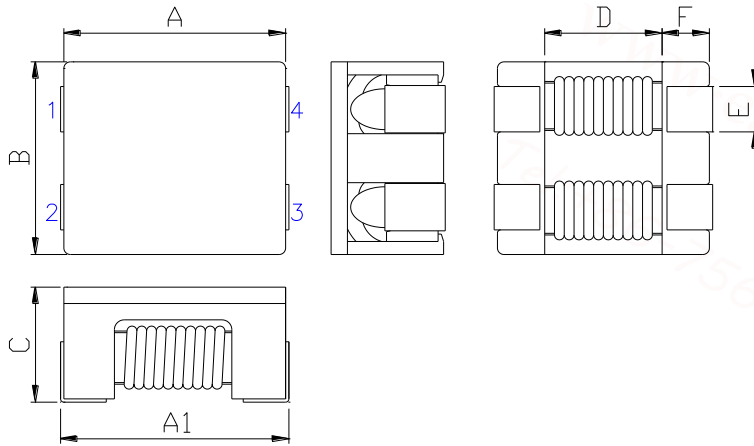
- ▶ Due to the low profile design, it is suitable for surface mount.
- ▶ High impedance characteristic has been achieved a superior effect for common mode noise suppression.
- ▶ Have achieved miniaturization while keeping characteristics by adoption of exclusive square type closed magnetic cores.

Applications

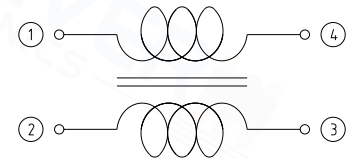
- ▶ For DC power lines (elec-tronics control equipment, multi-media etc).



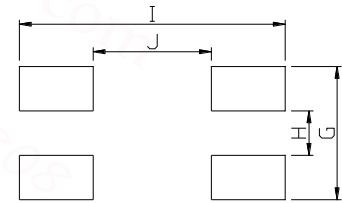
Dimension (Unit:mm)



Circuit Diagram



Recommended Land Pattern



A	A1	B	C	D	E	F
9.0±0.5	9.5±0.8	7.0±0.5	5.0Max.	5.7 Typ.	1.5 Typ.	1.7 Typ.

G	H	I	J
6.0	1.5	10.5	5.0

Specifications

Part Number	Impedance (Ohm) Typ.(Min.)	DCR (mohm) Max.	Rated Current (A) Max.	Insulation resistance (MΩ)min.	Rated voltage (Vdc) max.	Test Frequency (Hz)
CMF9070-301	300(225)	6	6.0	10	80	100M
CMF9070-501	600(450)	8	5.5	10	80	100M
CMF9070-701	700(500)	10	5.0	10	80	100M
CMF9070-102	1000(750)	13	4.0	10	80	100M
CMF9070-152	1500(1000)	35	2.8	10	80	100M
CMF9070-222	2200(1700)	50	3.0	10	80	100M
CMF9070-272	2700(2000)	80	2.0	10	80	100M

Packaging

Package quantity : 700 (pcs/reel)

▪ The Rated current : The DC current at which the temperature rise is $\Delta t=40^{\circ}\text{c}$ (approximately)

- All specifications are subject to change without notice.
- Update date : 2020.02.02