

Common Mode Line Filter

Features:

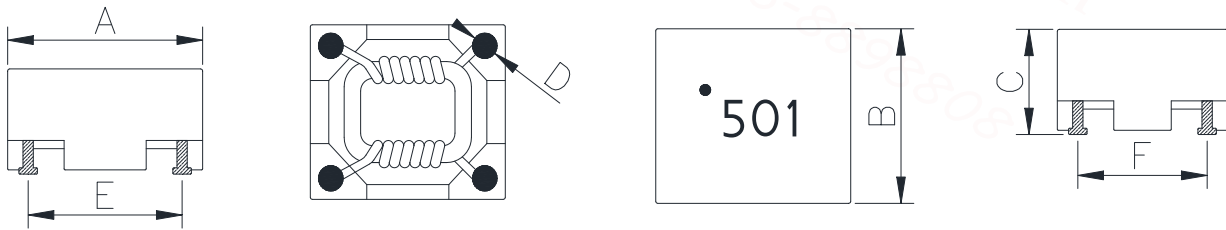
- ◆ From big to small size SMD Design
- ◆ Wire wound constructure common mode choke
- ◆ with best EMI suppression effect high impedance
- ◆ but very high rated current and low DCR

Applications:

- ◆ Preventive measure against common mode noise
- ◆ radiation emissions from power line or else
- ◆ Best for high current circuit such as car
- ◆ wireless charging and power device design

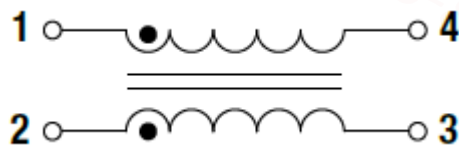


Dimension Diagram (Unit:mm) :

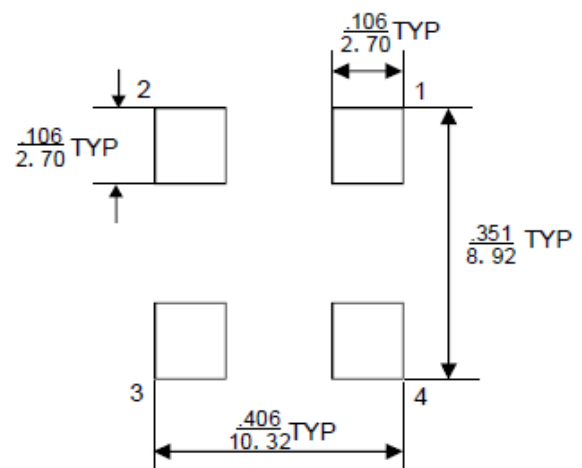


SIZE	CODE	A	B	C	D	E	F
CMLF-1005-SERIES		9.5±0.3	8.3±0.3	5.3Max	1.2Typ	7.5Typ	6.3Typ

Electrical structure:



Recommended layout (Unit:mm) :



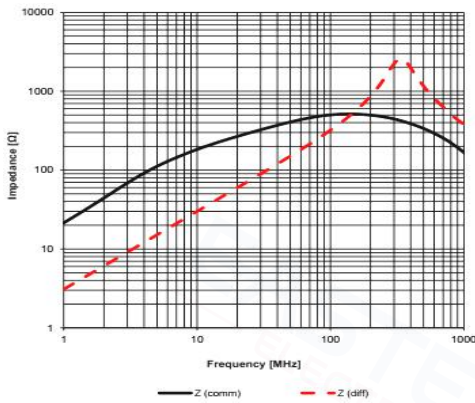
Common Mode Line Filter

Electrical Characteristics:

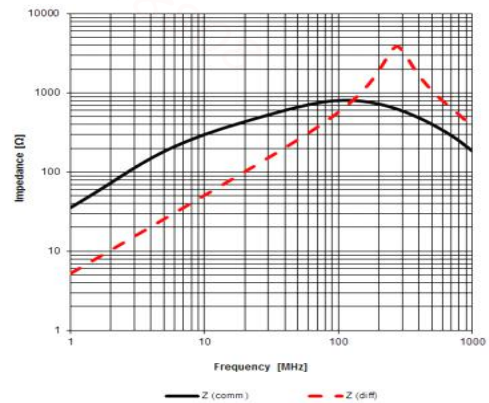
Products No.	Common mode Impedance @100MHz (Ω)	Inductance (μ H) @100KHz/0.1V	DCR ($m\Omega$) Max.	Rated Current (A) Max.	Insulation Test Voltage (AC)Max.	Marking
CMLF-1005-501	500 (Typ)	5 (Typ)	5.5	5.0	500V	• 501
CMLF-1005-801	800 (Typ)	9 (Typ)	11	3.5	500V	• 801
CMLF-1005-102	1000 (Typ)	11 (Typ)	30	2.5	500V	• 102
CMLF-1005-222	2200 (Typ)	30 (Typ)	60	1.4	500V	• 222

- (1).Rated Current: Temp.rise 40°C Typ
- (2).Operating Temperature: -40°C up to $+125^{\circ}\text{C}$
- (3).Storage Temperature: -20°C up to $+40^{\circ}\text{C}$, 75% RH max.

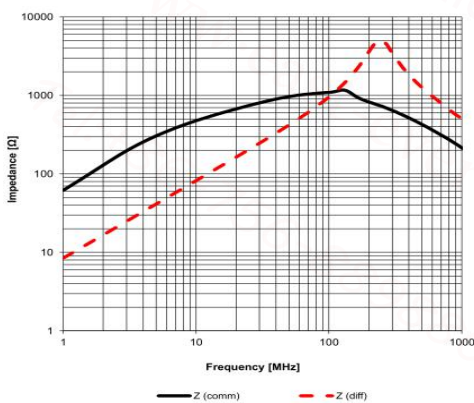
CMLF-1005-501




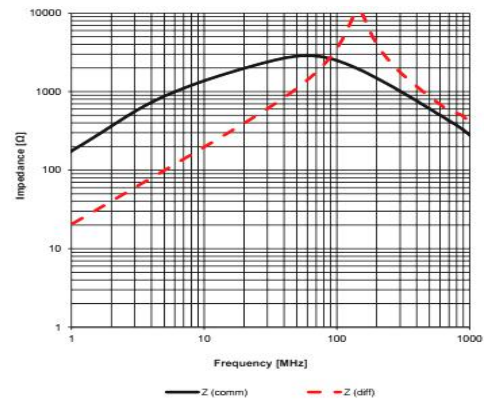
CMLF-1005-801



CMLF-1005-102



CMLF-1005-222



Common Mode



Differential Mode