

RF Balun Transformer

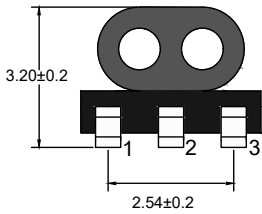
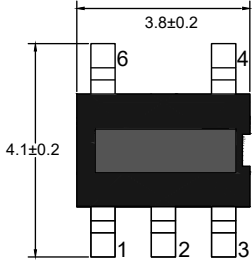
EBA1064-G004087

2021-03-29 Rev. 0

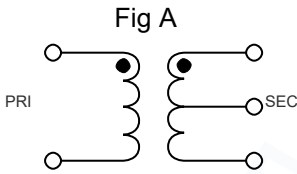


75Ω 4: 1 CT Flux Coupled Transformer 5-300 MHz

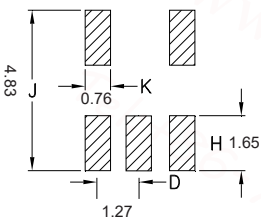
Outline Drawing(mm)



Electrical structure



Recommended layout(mm)



Pin Connections

Input	4
Output 1	3
Output 2	1
Ground	2,6

Features

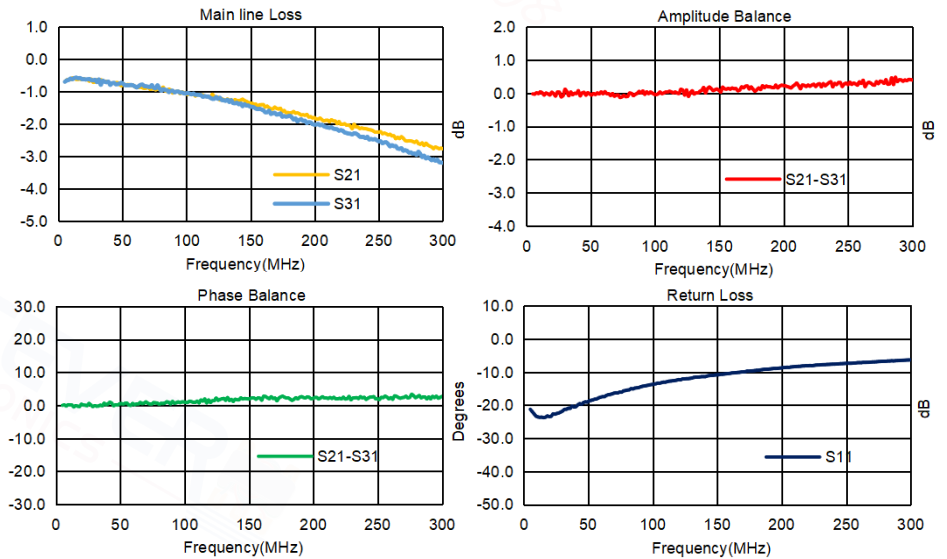
- Operating temperature range: -40°C to +125°C
- Storage temperature range: -55°C to +100°C
- 260°C Reflow Compatible
- RoHS compliant and lead free
- Input Power: 2000mW Max
- DC Current: 1500mA Max

Applications

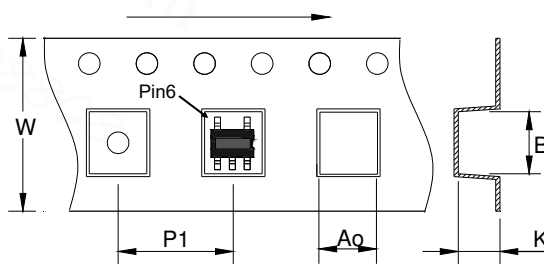
- Impedance matching
- Balanced amplifier
- Balun
- Cellular and VHF

Electrical Specifications:TA=25°C, 0dBm, Z0=75Ω

Parameter	Test Conditions	Units	Min	Typ	Max
Main line Loss (Pin4-3)	5-300MHz	dB	—	3.0	4.5
Main line Loss (Pin4-1)	5-300MHz	dB	—	3.5	5.0
Amplitude Balance	5-300MHz	dB	0.0	0.5	1.5
Phase Balance	5-300MHz	°	0.0	5.0	15.0
Input Return Loss(Pin4)	5-300MHz	dB	5.0	8.0	—



Carrier Tape Orientation



Tape & Reel Information

Parameter	Units	Value
Qty per reel	PCS	2000
Reel Size	mm	330
Tape Width	mm	12.00
Pitch	mm	8.00
Ao	mm	4.50
Bo	mm	4.50
Ko	mm	3.50