


# RF Balun Transformer

## EBA1530-C001087

2020-04-16 Rev. 0



50Ω 1:1CT Flux Coupled Transformer 1-300 MHz

### Outline Drawing(mm)

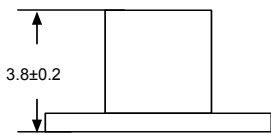
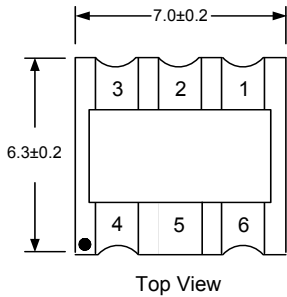
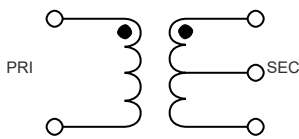
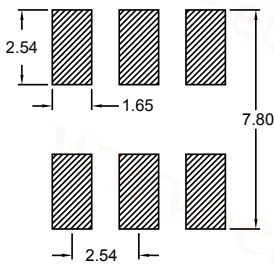


Fig A



### Recommended layout(mm)



### Pin Connections

Input	4
Output 1	3
Output 2	1
Not connected (ground)	5
ground	6

### Features

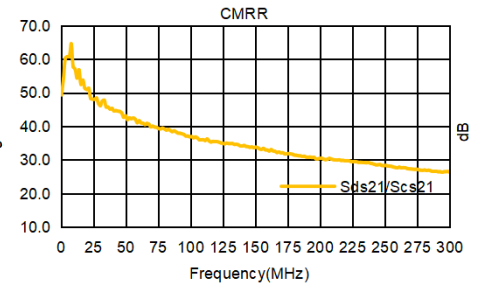
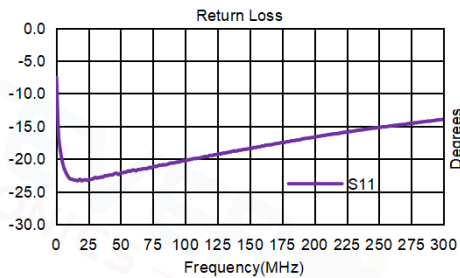
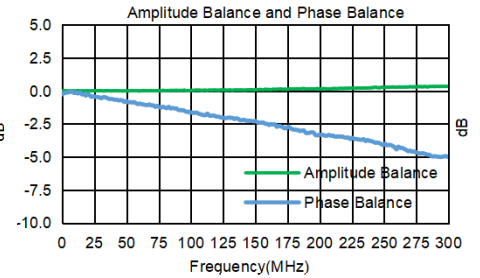
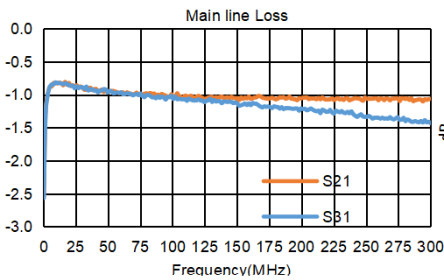
- Operating temperature range: -40°C to +85°C
- Storage temperature range: -55°C to +100°C

### Applications

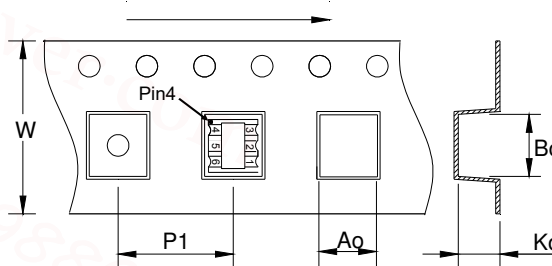
- Impedance matchin
- Balanced amplifie
- Balun
- Cellula and VHF

### Electrical Specifications:TA=25°C, 0dBm, Z0=50Ω

Parameter	Test Conditions	Units	Min	Typ	Max
Main line Loss (Pin4-3)	1-300MHz	dB	—	1.0	1.5
Main line Loss (Pin4-1)	1-300MHz	dB	—	1.2	1.8
Amplitude Balance	1-300MHz	dB	0.0	0.5	1.2
Phase Balance	1-300MHz	°	0.0	3.0	8.0
Input Return Loss(Pin4)	1-300MHz	dB	12.0	16.0	—
CMRR	1-300MHz	dB	20.0	30.0	—



### Carrier Tape Orientation



### Tape & Reel Information

Parameter	Units	Value
Qty per reel	PCS	1500
Reel Size	mm	330
Tape Width	mm	24.00
Pitch	mm	12.00
Ao	mm	7.20
Bo	mm	8.10
Ko	mm	3.80