


RF Balun Transformer

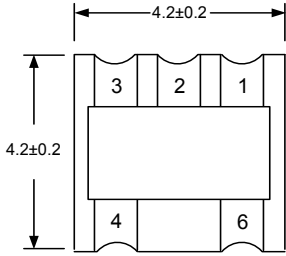
EBA9852-G018087

2021-06-11 Rev. 0

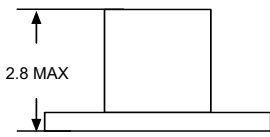


75Ω 1: 1 CT Flux Coupled Transformer 5-300 MHz

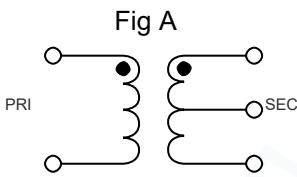
Outline Drawing(mm)



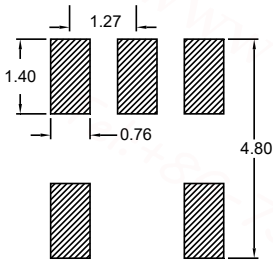
Top View



Electrical structure



Recommended layout(mm)



Pin Connections

Input	4
Output 1	3
Output 2	1
Ground	2,6

Features

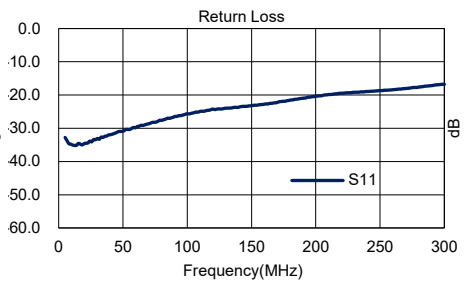
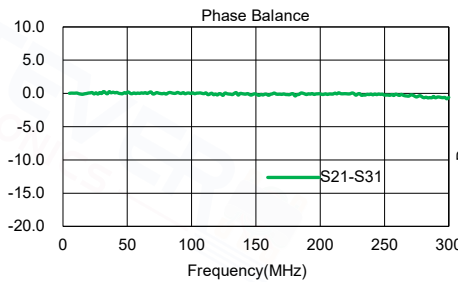
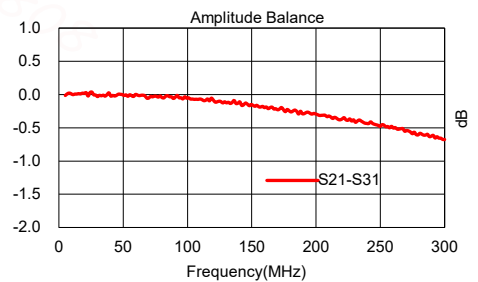
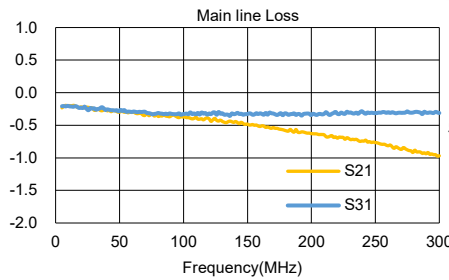
- Operating temperature range: -40°C to +100°C
- Storage temperature range: -55°C to +100°C
- 260°C Reflow Compatible
- RoHS compliant and lead free
- Input Power: 0.5W
- DC Current: 500mA

Applications

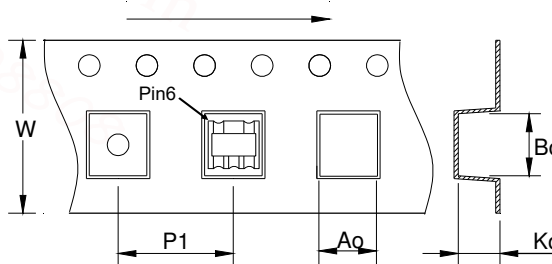
- Impedance matching
- Balanced amplifier
- Balun
- Cellular and VHF

Electrical Specifications: TA=25°C, 0dBm, Z0=75Ω

Parameter	Test Conditions	Units	Min	Typ	Max
Main line Loss (S21)	5-300MHz	dB	—	0.8	1.2
Main line Loss (S31)	5-300MHz	dB	—	0.4	0.8
Amplitude Balance	5-300MHz	dB	0.0	0.5	1.0
Phase Balance	5-300MHz	°	0.0	1.0	3.0
Input Return Loss(Pin4)	5-300MHz	dB	16.0	20.0	—



Carrier Tape Orientation



Tape & Reel Information

Parameter	Units	Value
Qty per reel	PCS	2000
Reel Size	mm	330
Tape Width	mm	16.00
Pitch	mm	8.00
Ao	mm	4.80
Bo	mm	4.80
Ko	mm	3.50