


# RF Balun Transformer

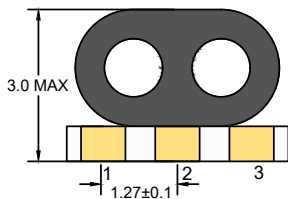
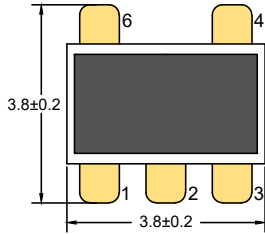
## EBE0245-F013186

2021-03-04 Rev. 1

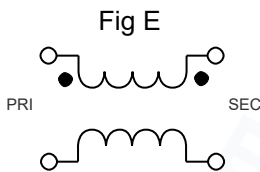


1:1 Transmission Line Transformer 50Ω 5-4000 MHz & 75Ω 5-1002 MHz

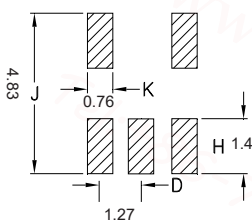
### Outline Drawing(mm)



### Electrical structure



### Recommended layout(mm)



### Pin Connections

Input	4
Output 1	3
Output 2	1
Ground	6

### Features

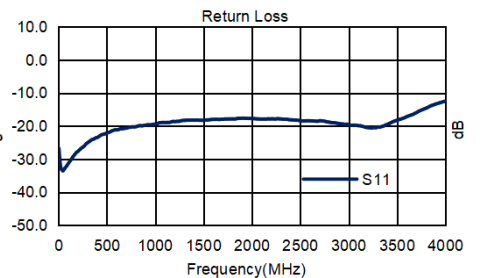
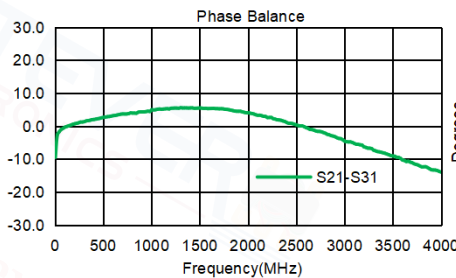
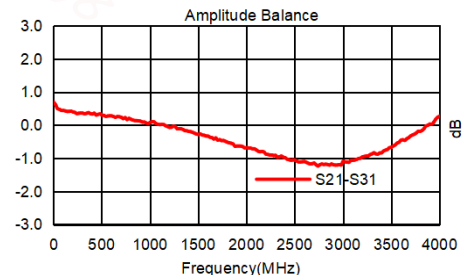
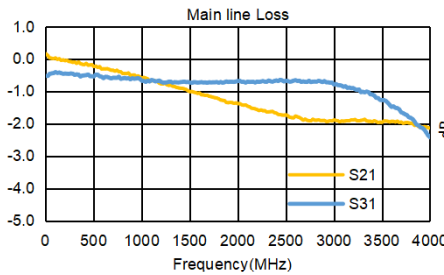
- RF Power, 0.50W
- DC Current, 500 mA
- Operating temperature range: -40°C to +85°C
- Storage temperature range: -55°C to +100°C
- 260°C Reflow Compatible
- RoHS compliant and lead free

### Applications

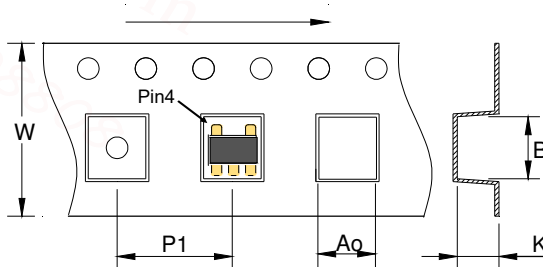
- Impedance matching
- Balanced amplifier
- Balun
- Cellular and VHF

### Electrical Specifications: TA=25°C, 0dBm, Z0=50Ω

Parameter	Test Conditions	Units	Min	Typ	Max
Main line Loss (Pin4-3)	5-4000MHz	dB	—	2.0	3.5
Main line Loss (Pin4-1)	5-4000MHz	dB	—	2.0	3.5
Amplitude Balance	5-4000MHz	dB	—	1.0	2.0
Phase Balance	5-4000MHz	°	—	15.0	25.0
Input Return Loss(Pin4)	5-4000MHz	dB	10.0	20.0	—



### Carrier Tape Orientation



### Tape & Reel Information

Parameter	Units	Value
Qty per reel	PCS	2000
Reel Size	mm	330
Tape Width	mm	12.00
Pitch	mm	8.00
Ao	mm	4.50
Bo	mm	4.50
Ko	mm	3.20

# RF Balun Transformer

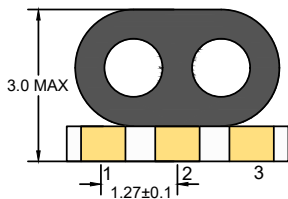
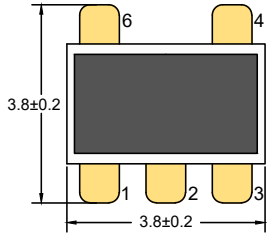
## EBE0245-F013186

2020-12-28 Rev. 0

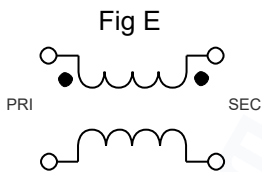


75Ω 1:1 Transmission Line Transformer 5-1002 MHz

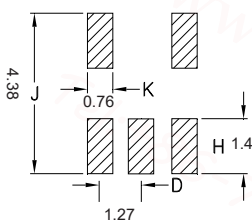
### Outline Drawing(mm)



### Electrical structure



### Recommended layout(mm)



### Pin Connections

Input	4
Output 1	3
Output 2	1
Ground	6

### Features

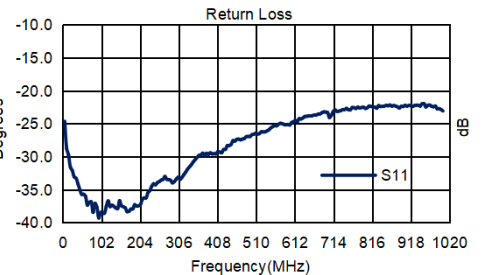
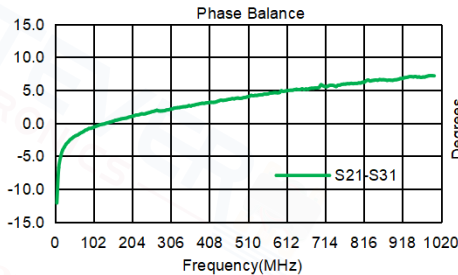
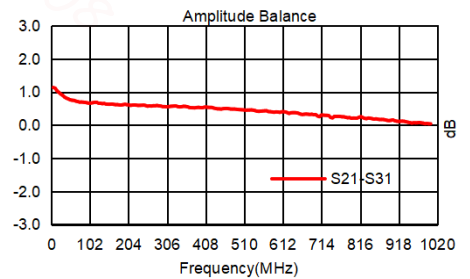
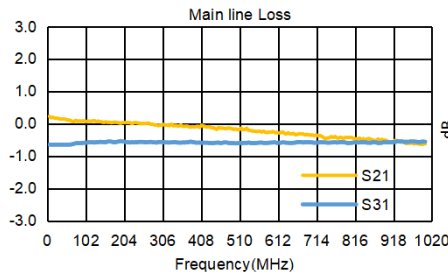
- RF Power, 0.50W
- DC Current, 500 mA
- Operating temperature range: -40°C to +85°C
- Storage temperature range: -55°C to +100°C
- 260°C Reflow Compatible
- RoHS compliant and lead free

### Applications

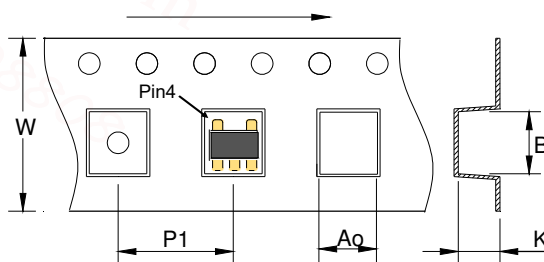
- Impedance matching
- Balanced amplifier
- Balun
- Cellular and VHF

### Electrical Specifications:TA=25°C, 0dBm, Z0=75Ω

Parameter	Test Conditions	Units	Min	Typ	Max
Main line Loss (Pin4-3)	5-1002MHz	dB	—	0.6	1.2
Main line Loss (Pin4-1)	5-1002MHz	dB	—	0.6	1.2
Amplitude Balance	5-1002MHz	dB	—	0.5	1.5
Phase Balance	5-1002MHz	°	—	8.0	15.0
Input Return Loss(Pin4)	5-1002MHz	dB	16.0	20.0	—



### Carrier Tape Orientation



### Tape & Reel Information

Parameter	Units	Value
Qty per reel	PCS	2000
Reel Size	mm	330
Tape Width	mm	12.00
Pitch	mm	8.00
Ao	mm	4.50
Bo	mm	4.50
Ko	mm	3.20