

RF Balun Transformer

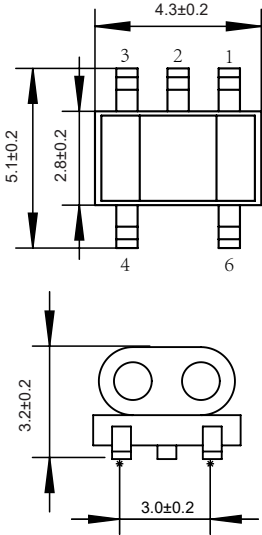
EBE2156-F009105

2020-03-20 Rev. 0



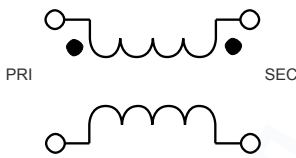
75Ω 1:1 Transmission Line Transformer 2.3-2700 MHz

Outline Drawing(mm)

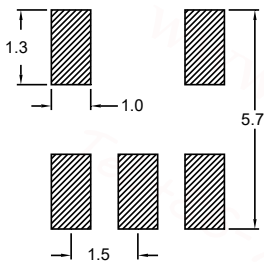


Electrical structure

Fig E



Recommended layout(mm)



Pin Connections

Input	4
Output 1	3
Output 2	1
Ground	6
Not Used	2, 5

Features

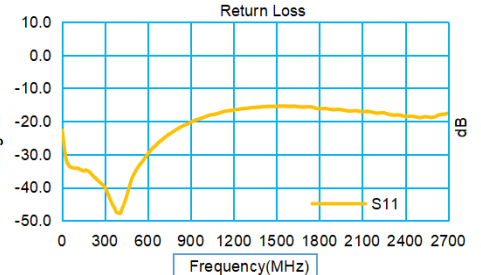
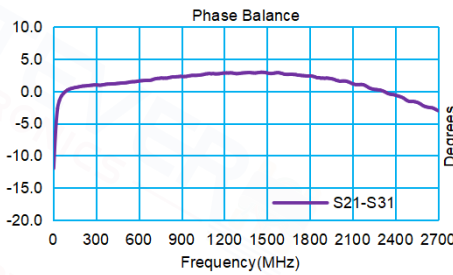
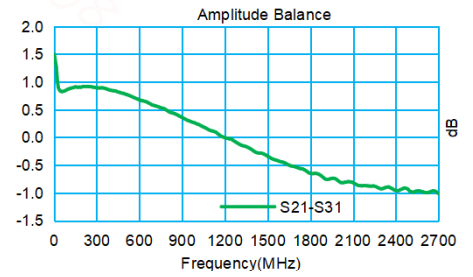
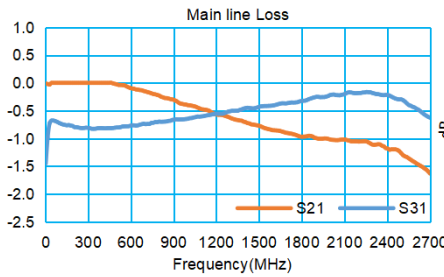
- Excellent amplitude unbalance, 1.0dB typ. and phase unbalance, 2 deg. typ. in 1 dB bandwidth
- RF Power, 0.25W
- Operating temperature range: -40°C to +85°C
- Storage temperature range: -55°C to +100°C

Applications

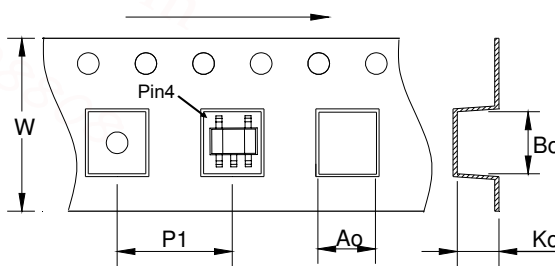
- Impedance matchin
- Balanced amplifie
- Balun
- Cellula and VHF

Electrical Specifications:TA=25°C, 0dBm, Z0=75Ω

Parameter	Test Conditions	Units	Min	Typ	Max
Main line Loss (Pin4-3)	2.3-2700MHz	dB	—	1.0	2.0
Main line Loss (Pin4-1)	2.3-2700MHz	dB	—	0.5	1.5
Amplitude Balance	2.3-2700MHz	dB	0.0	0.5	2.0
Phase Balance	2.3-2700MHz	°	0.0	5.0	15.0
Input Return Loss(Pin4)	2.3-2700MHz	dB	16.0	20.0	—



Carrier Tape Orientation



Tape & Reel Information

Parameter	Units	Value
Qty per reel	PCS	2000
Reel Size	mm	330
Tape Width	mm	12.00
Pitch	mm	8.00
Ao	mm	4.50
Bo	mm	5.30
Ko	mm	3.60