


RF Balun Transformer

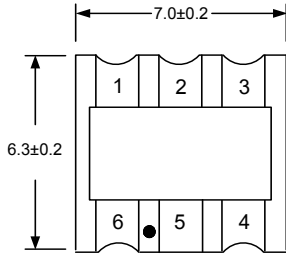
EBF0303-G001081

2021-01-07 Rev. 0

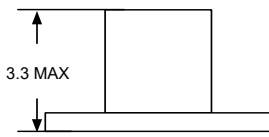


50Ω 1: 1 CT Flux Coupled Transformer 0.3-300 MHz

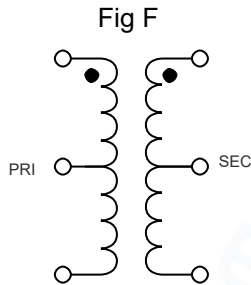
Outline Drawing(mm)



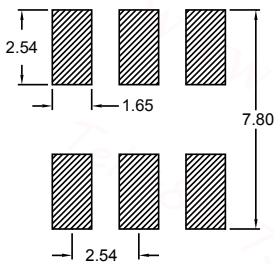
Top View



Electrical structure



Recommended layout(mm)



Pin Connections

PRIMARY DOT	4
PRIMARY	6
PRIMARY CT	5
SECONDARY DOT	3
SECONDARY	1
SECONDARY CT	2

Features

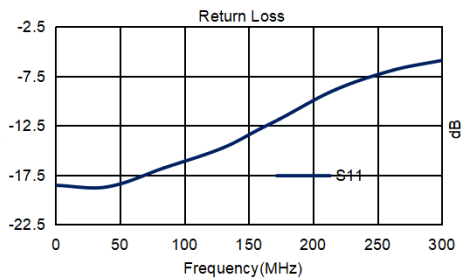
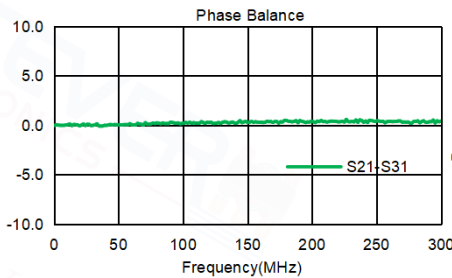
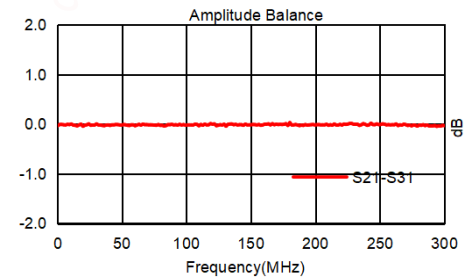
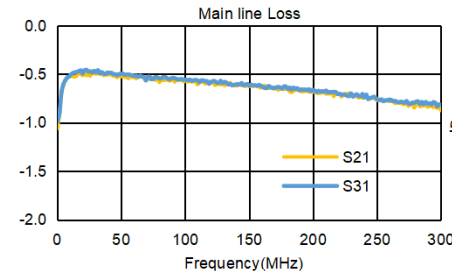
- Operating temperature range: -40°C to +85°C
- Storage temperature range: -55°C to +100°C

Applications

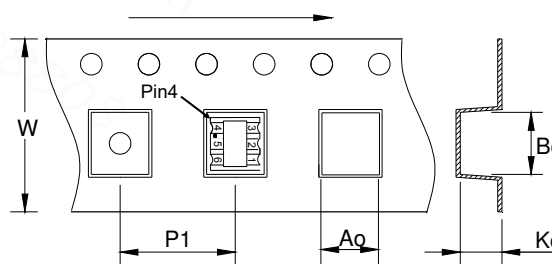
- Impedance matching
- Balanced amplifier
- Balun
- Cellular and VHF

Electrical Specifications: TA=25°C, 0dBm, Z0=50Ω

Parameter	Test Conditions	Units	Min	Typ	Max
Main line Loss (Pin4-3)	0.3-300MHz	dB	—	0.8	1.2
Main line Loss (Pin4-1)	0.3-300MHz	dB	—	0.8	1.2
Amplitude Balance	0.3-300MHz	dB	0.0	0.1	0.8
Phase Balance	0.3-300MHz	°	0.0	1.0	5.0
Input Return Loss(Pin4)	0.3-300MHz	dB	6.0	10.0	—



Carrier Tape Orientation



Tape & Reel Information

Parameter	Units	Value
Qty per reel	PCS	1500
Reel Size	mm	330
Tape Width	mm	16.00
Pitch	mm	12.00
Ao	mm	7.20
Bo	mm	8.10
Ko	mm	3.80