

RF Balun Transformer

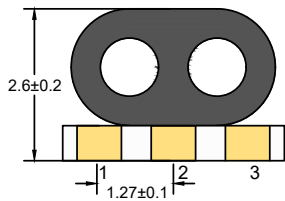
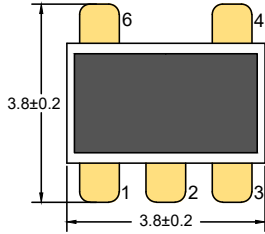
EBG1-33-B013187

2020-08-11 Rev. 0

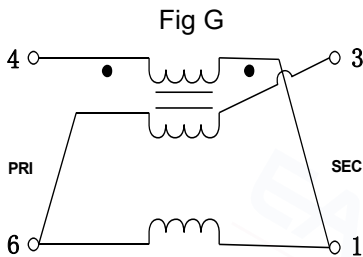


50Ω&75Ω 1:1 Transmission Line Transformer 5-3000 MHz

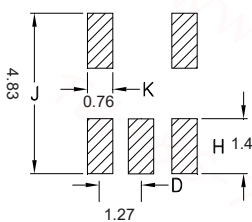
Outline Drawing(mm)



Electrical structure



Recommended layout(mm)



Pin Connections

Input	4
Output 1	3
Output 2	1
Ground	6

Features

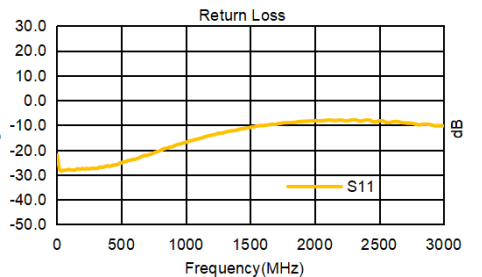
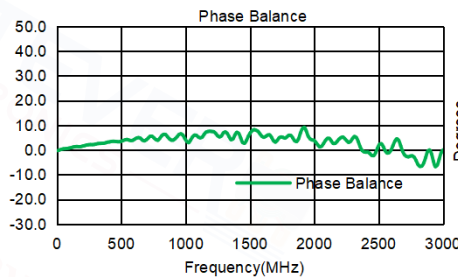
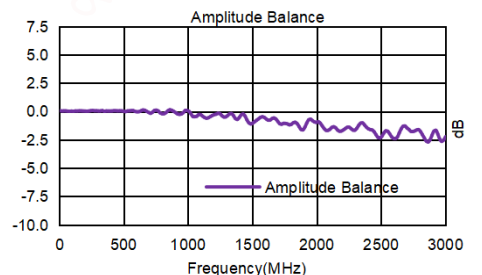
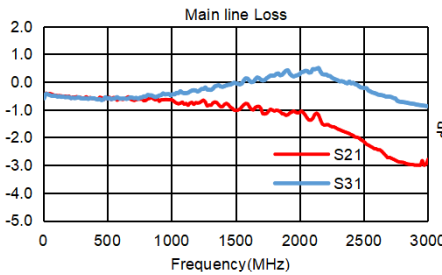
- RF Power, 0.25W
- Operating temperature range: -40 C to +85 C
- Storage temperature range: -55 C to +100 C

Applications

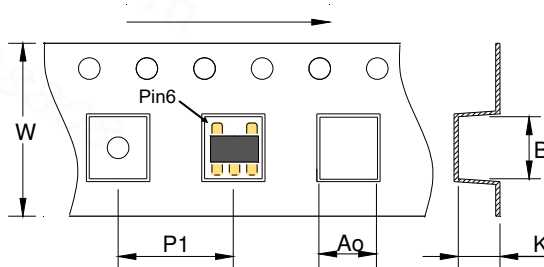
- Impedance matching
- Balanced amplifier
- Balun
- Cellular and VHF

Electrical Specifications:TA=25°C, 0dBm, Z0=50Ω

Parameter	Test Conditions	Units	Min	Typ	Max
Main line Loss (Pin4-3)	5-3000MHz	dB	—	1.5	4.0
Main line Loss (Pin4-1)	5-3000MHz	dB	—	1.0	2.2
Amplitude Balance	5-3000MHz	dB	—	1.5	3.5
Phase Balance	5-3000MHz	°	—	8.0	35.0
Input Return Loss(Pin4)	5-3000MHz	dB	6.0	10.0	—



Carrier Tape Orientation



Tape & Reel Information

Parameter	Units	Value
Qty per reel	PCS	2000
Reel Size	mm	330
Tape Width	mm	12.00
Pitch	mm	12.00
Ao	mm	4.50
Bo	mm	4.50
Ko	mm	3.20