


# RF Balun Transformer

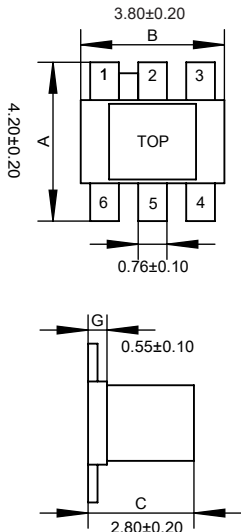
## EBG1-43-B012331

2020-04-29 Rev. 0



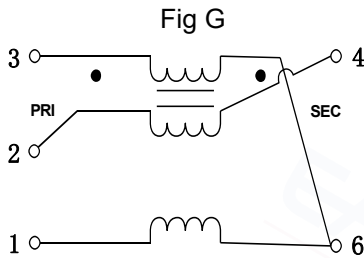
50Ω 1:1 Transmission Line Transformer 10-4000 MHz

### Outline Drawing(mm)

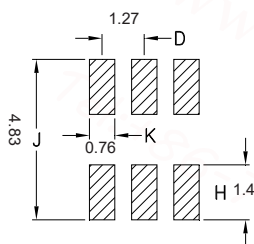


### Electrical structure

Fig E



### Recommended layout(mm)



### Pin Connections

Input	3
Output 1	4
Output 2	6
Ground	1,2
Not Used	5

### Features

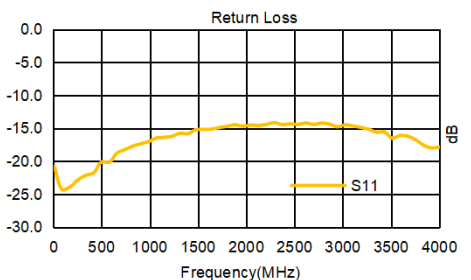
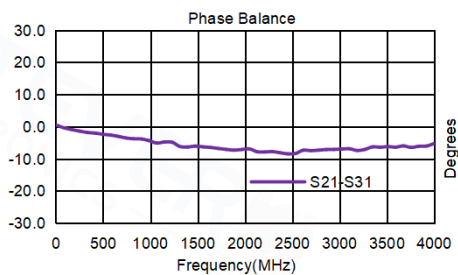
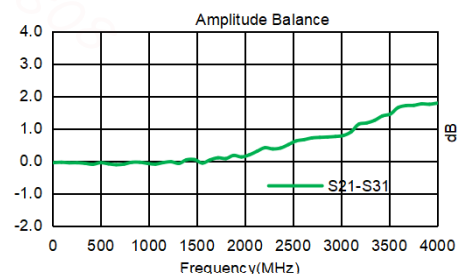
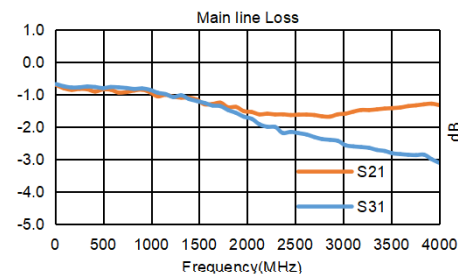
- RF Power, 0.25W
- Operating temperature range: -40 C to +85 C
- Storage temperature range: -55 C to +100 C

### Applications

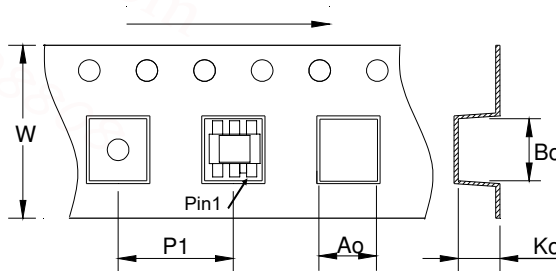
- Impedance matchin
- Balanced amplifie
- Balun
- Cellula and VHF

### Electrical Specifications:TA=25℃, 0dBm, Z0=50Ω

Parameter	Test Conditions	Units	Min	Typ	Max
Main line Loss (Pin3-4)	10-4000MHz	dB	—	1.5	3.0
Main line Loss (Pin3-6)	10-4000MHz	dB	—	2.5	4.0
Amplitude Balance	10-4000MHz	dB	0.0	1.5	2.5
Phase Balance	10-4000MHz	°	0.0	8.0	25.0
Input Return Loss(Pin3)	10-4000MHz	dB	12.0	15.0	—



### Carrier Tape Orientation



### Tape & Reel Information

Parameter	Units	Value
Qty per reel	PCS	2000
Reel Size	mm	330
Tape Width	mm	12.00
Pitch	mm	12.00
Ao	mm	4.50
Bo	mm	4.50
Ko	mm	3.20