

RF Balun Transformer

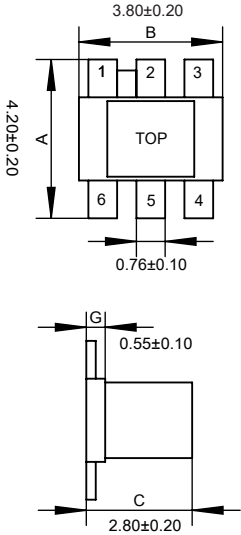
EBG1-43-B012331

2020-04-29 Rev. 0



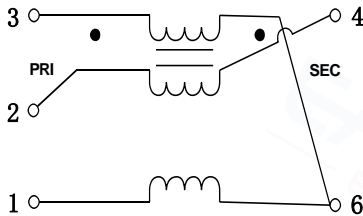
50Ω 1:1 Transmission Line Transformer 10-4000 MHz

Outline Drawing(mm)

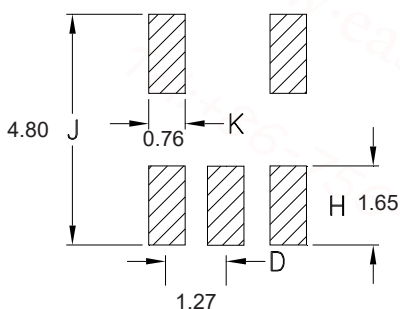


Electrical structure

Fig G



Recommended layout(mm)



Pin Connections

Input	3
Output 1	4
Output 2	6
Ground	1,2
Not Used	5

Features

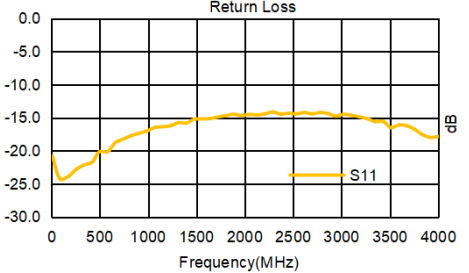
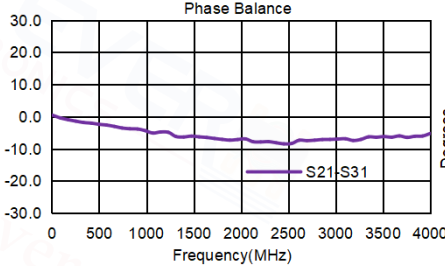
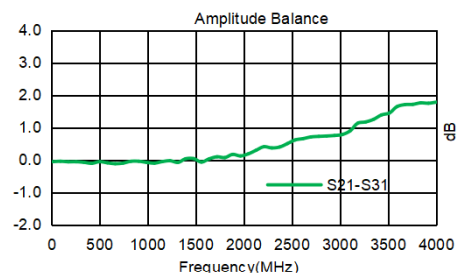
- Operating temperature range: -40°C to +85°C
- Storage temperature range: -55°C to +100°C
- 260°C Reflow Compatible
- RoHS compliant and lead free
- Input Power: 250 mW Max
- DC Current: 30mA Max

Applications

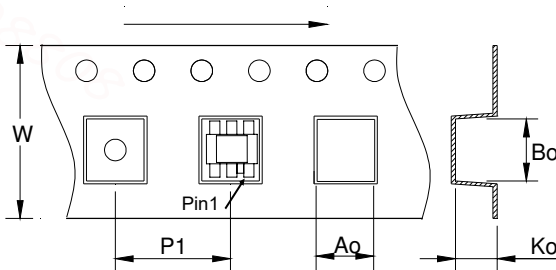
- 50Ω 1:1 Transmission Line Transformer
- 50Ω 1:1 Impedance Matching Transformer
- 50Ω 1:1 Impedance Matching Transformer
- 50Ω 1:1 Impedance Matching Transformer
- 50Ω 1:1 Impedance Matching Transformer
- 50Ω 1:1 Impedance Matching Transformer

Electrical Specifications:TA=25°C, 0dBm, Z0=50Ω

Parameter	Test Conditions	Units	Min	Typ	Max
Main line Loss (Pin3-4)	10-4000MHz	dB	—	1.5	3.0
Main line Loss (Pin3-6)	10-4000MHz	dB	—	2.5	4.0
Amplitude Balance	10-4000MHz	dB	0.0	1.5	2.5
Phase Balance	10-4000MHz	°	0.0	8.0	25.0
Input Return Loss(Pin3)	10-4000MHz	dB	12.0	15.0	—



Carrier Tape Orientation



Tape & Reel Information

Parameter	Units	Value
Qty per reel	PCS	2000
Reel Size	mm	330
Tape Width	mm	12.00
Pitch	mm	12.00
Ao	mm	4.50
Bo	mm	4.50
Ko	mm	3.20