

Transmission line transformer

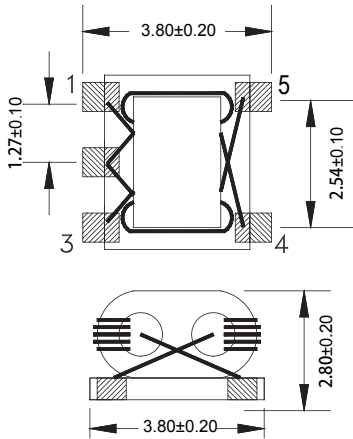
EBH1642-A013522

2019-11-25 Rev. 0

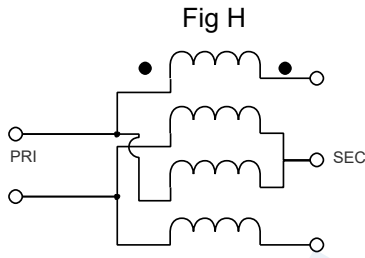


1:4 50Ω:200Ω 500-3000 MHz

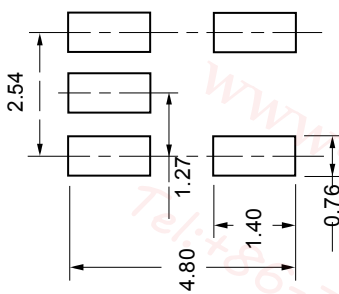
Outline Drawing(mm)



Electrical structure



Recommended layout(mm)



Pin Connections

Pin no.	Function
1	Secondary Dot
2	Secondary Centre Tap
3	Secondary
4	Primary
5	Primary Dot

Features

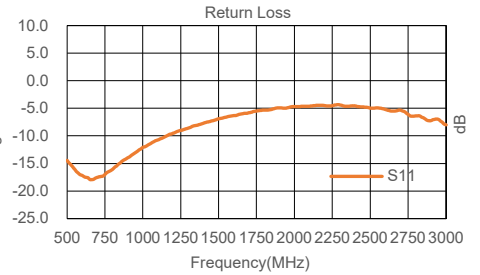
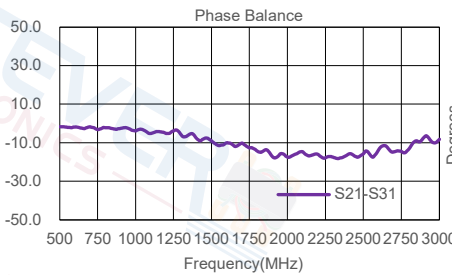
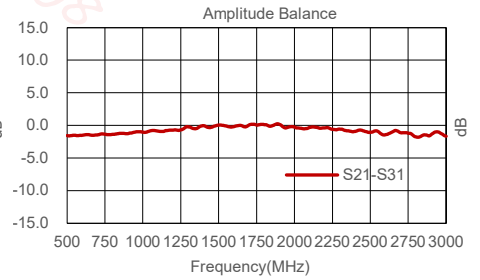
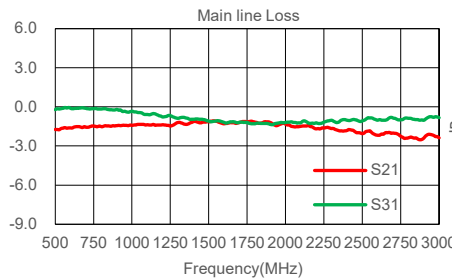
- Excellent Temperature Stability
- RoHS Compliant and Pb Free
- 260°C Reflow Compatible
- Power Input(as a splitter): 0.25W Max
- DC current: 30mA
- Operating temperature range: -40 C to +85 C
- Storage temperature range: -55 C to +125 C

Applications

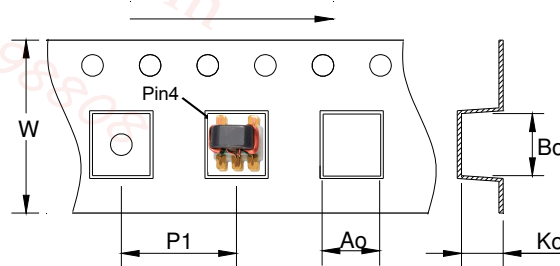
- RF circuits
- Mobile radio
- Satellite TV
- Cordless phones

Electrical Specifications:TA=25°C, 0dBm, Z0=50Ω

Parameter	Test Conditions	Units	Min	Typ	Max
Insertion Loss 1(Pin4-3)	500-3000MHz	dB	—	1.5	3.0
Insertion Loss 1(Pin4-1)	500-3000MHz	dB	—	1.0	2.5
Amplitude Balance	500-3000MHz	dB	0.0	1.0	2.0
Phase Balance	500-3000MHz	°	0.0	10.0	35.0
Return Loss(Pin4)	500-3000MHz	dB	3.0	8.0	—



Carrier Tape Orientation



Tape & Reel Information

Parameter	Units	Value
Qty per reel	PCS	2000
Reel Size	mm	330
Tape Width	mm	12.00
Pitch	mm	8.00
Ao	mm	4.00
Bo	mm	4.00
Ko	mm	2.90