

RF Directional Coupler

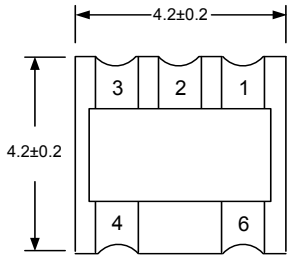
ECJ1001-C018081

2020-04-13 Rev. 0

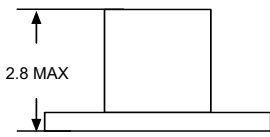


75Ω 10dB Directional Coupler

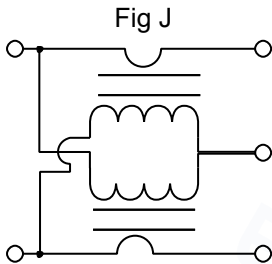
5-1000MHz



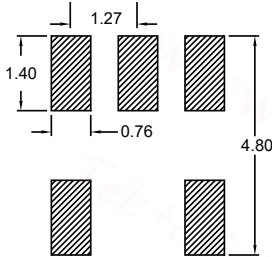
Top View



Electrical structure



Recommended layout(mm)



Pin Connections

Input	3
Coupling	1
Output	4
Ground	2
Isolation	6

Features

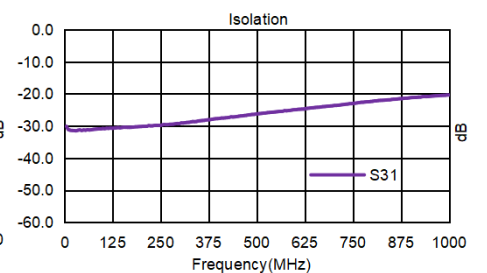
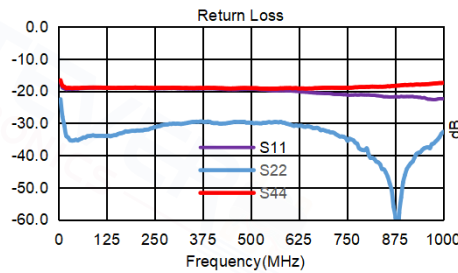
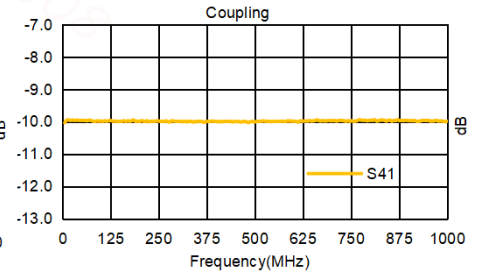
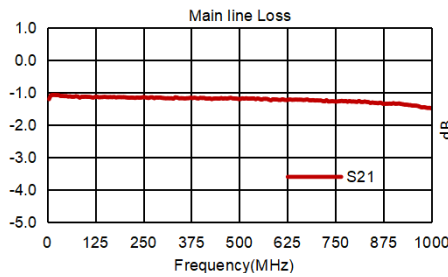
- Operating temperature range: -40°C to +85°C
- Storage temperature range: -55°C to +100°C
- 260°C Reflow Compatible
- RoHS compliant and lead free
- 250mW, 30mA

Applications

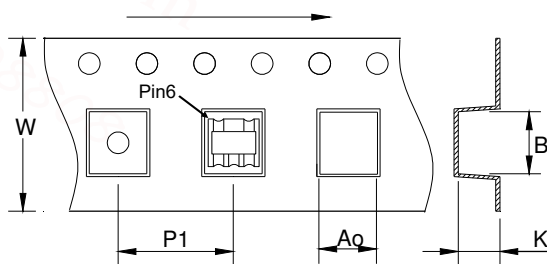
- For catv
- For broadband and wireless communications

Electrical Specifications: TA=25°C, 0dBm, Z0=75Ω

Parameter	Test Conditions	Units	Min	Typ	Max
Coupling(pin1-1)	5-1000MHz	dB	9.0	10.0	11.0
Main line Loss(pin1-6)	5-1000MHz	dB	—	1.5	2.2
Input Return Loss(pin 1)	5-1000MHz	dB	16.0	20.0	—
Coupling Return Loss(pin3)	5-1000MHz	dB	16.0	18.0	—
Output Return Loss(pin6)	5-1000MHz	dB	18.0	25.0	—
Isolation(pin1-4)	5-1000MHz	dB	16.0	20.0	—



Carrier Tape Orientation



Tape & Reel Information

Parameter	Units	Value
Qty per reel	PCS	2000
Reel Size	mm	330
Tape Width	mm	16.00
Pitch	mm	8.00
Ao	mm	4.80
Bo	mm	4.80
Ko	mm	3.50