


RF Directional Coupler

ECJ1801-C001030

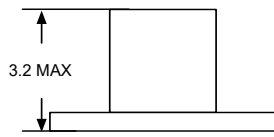
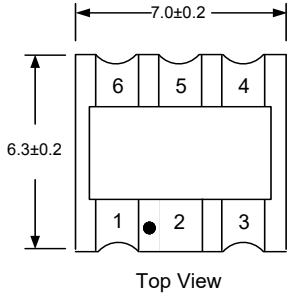
2021-05-07 Rev. 0



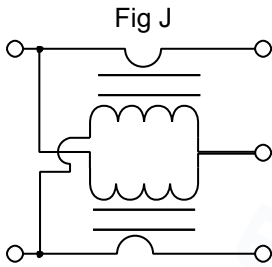
75Ω 18dB Directional Coupler

5-1200MHz

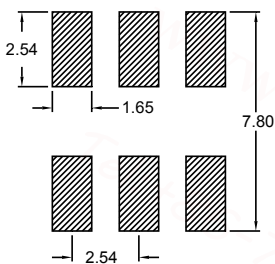
Outline Drawing(mm)



Electrical structure



Recommended layout(mm)



Pin Connections

Input	1
Coupling	3
Output	6
Ground	2
External 75 Ω	4

Features

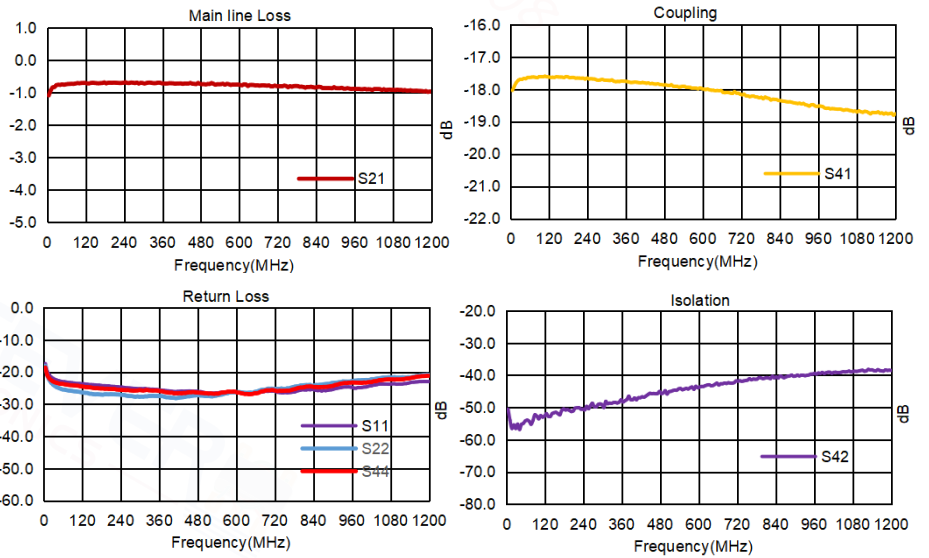
- Operating temperature range: -40 °C to +85 °C
- Storage temperature range: -55 °C to +100 °C
- 260°C Reflow Compatible
- RoHS compliant and lead free
- Input Power: 250 mW
- DC Current: 30 mA

Applications

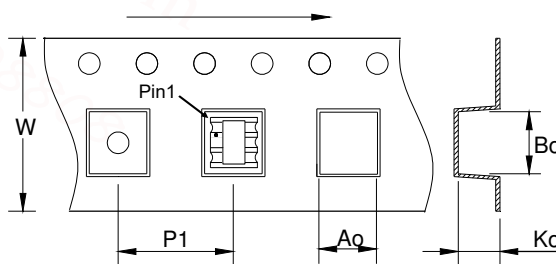
- For catv
- For broadband and wireless communications

Electrical Specifications: TA=25 °C, 0dBm, Z0=75Ω

Parameter	Test Conditions	Units	Min	Typ	Max
Coupling(pin1-3)	5-1200MHz	dB	17.0	18.0	19.0
Main line Loss(pin1-6)	5-1200MHz	dB	—	1.0	1.5
Input Return Loss(pin 1)	5-1200MHz	dB	16.0	20.0	—
Coupling Return Loss(pin3)	5-1200MHz	dB	16.0	20.0	—
Output Return Loss(pin6)	5-1200MHz	dB	16.0	20.0	—
Isolation(pin3-6)	5-1200MHz	dB	28.0	40.0	—



Carrier Tape Orientation



Tape & Reel Information

Parameter	Units	Value
Qty per reel	PCS	1500
Reel Size	mm	330
Tape Width	mm	24.00
Pitch	mm	12.00
Ao	mm	7.20
Bo	mm	8.10
Ko	mm	4.20