


RF Directional Coupler

ECJ2201-C004358

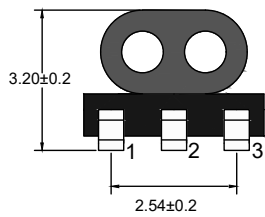
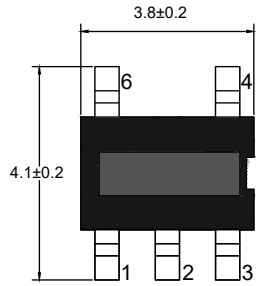
2020-11-30 Rev. 0



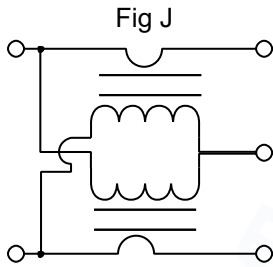
50Ω 22dB Directional Coupler

5-1300MHz

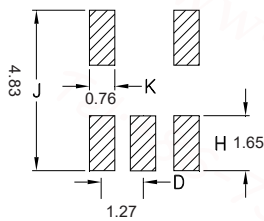
Outline Drawing(mm)



Electrical structure



Recommended layout(mm)



Pin Connections

Input	3
Coupling	1
Output	4
Ground	2
External 50-Ohm	6

Features

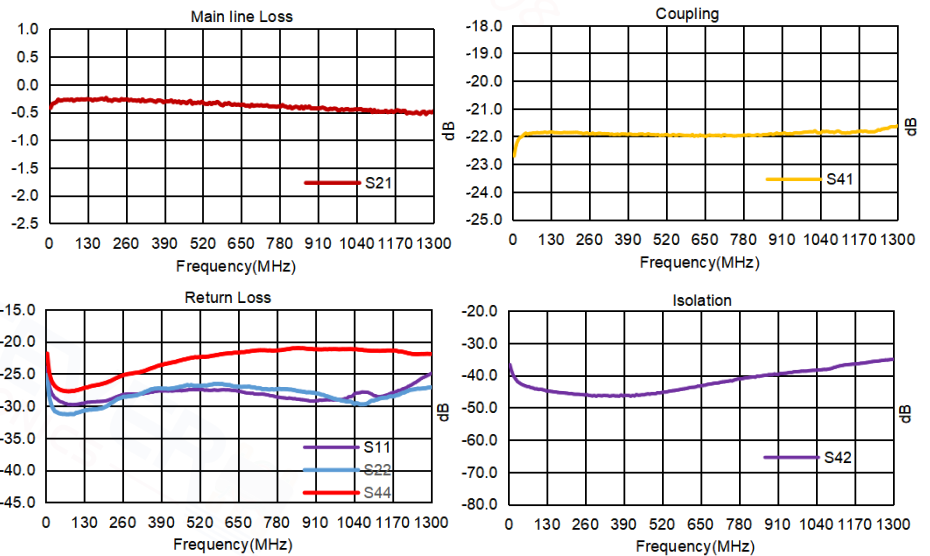
- Operating temperature range: -40°C to +85°C
- Storage temperature range: -55°C to +100°C

Applications

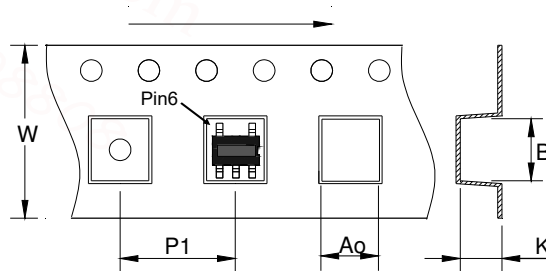
- For catv
- For broadband and wireless communications

Electrical Specifications: TA=25°C, 0dBm, Z0=50Ω

Parameter	Test Conditions	Units	Min	Typ	Max
Coupling(pin3-1)	5-1300MHz	dB	21.0	22.0	23.0
Main line Loss(pin3-4)	5-1300MHz	dB	—	0.5	1.2
Input Return Loss(pin 3)	5-1300MHz	dB	20.0	25.0	—
Coupling Return Loss(pin1)	5-1300MHz	dB	18.0	22.0	—
Output Return Loss(pin4)	5-1300MHz	dB	20.0	25.0	—
Isolation(pin1-4)	5-1300MHz	dB	30.0	40.0	—



Carrier Tape Orientation



Tape & Reel Information

Parameter	Units	Value
Qty per reel	PCS	2000
Reel Size	mm	330
Tape Width	mm	12.00
Pitch	mm	8.00
Ao	mm	4.50
Bo	mm	4.50
Ko	mm	3.50