

RF Balun Transformer

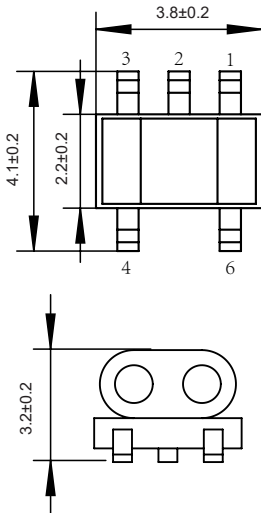
YB2F-458PT-3713-H105

2020-03-16 Rev. 2

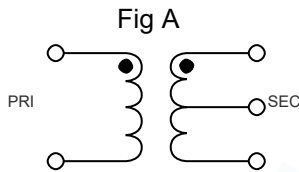


75Ω 1:1 CT Flux Coupled Transformer 1-300 MHz

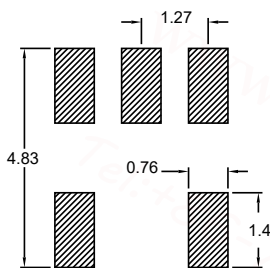
Outline Drawing(mm)



Electrical structure



Recommended layout(mm)



Pin Connections

Input	4
Output 1	3
Output 2	1
Ground	6
Centre tap (Ground)	2

Features

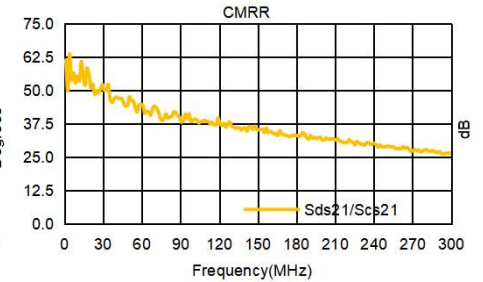
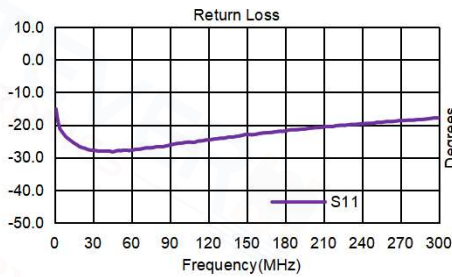
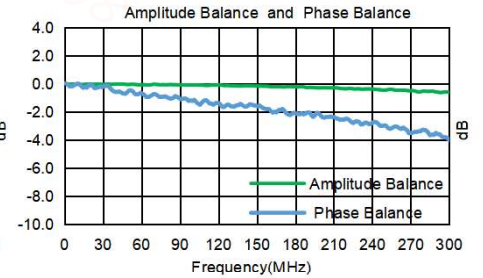
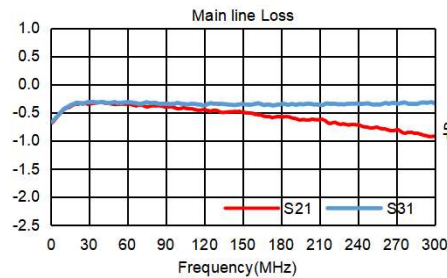
- Operating temperature range: -40°C to +85°C
- Storage temperature range: -55°C to +100°C
- RF Power: 0.25W
- DC current: 30mA

Applications

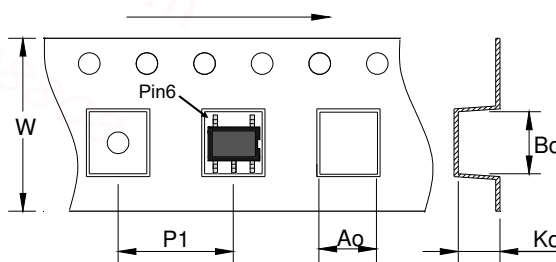
- 1:1 impedance ratio
- Balanced amplifie
- Balun
- Cellula and VHF

Electrical Specifications:TA=25°C, 0dBm, Z0=75Ω

Parameter	Test Conditions	Units	Min	Typ	Max
Main line Loss (Pin4-3)	1-300MHz	dB	—	0.6	1.2
Main line Loss (Pin4-1)	1-300MHz	dB	—	0.4	1.0
Amplitude Balance	1-300MHz	dB	0.0	0.4	1.2
Phase Balance	1-300MHz	°	0.0	3.0	10.0
Input Return Loss(Pin4)	1-300MHz	dB	16.0	20.0	—
CMRR	1-300MHz	dB	20.0	30.0	—



Carrier Tape Orientation



Tape & Reel Information

Parameter	Units	Value
Qty per reel	PCS	2000
Reel Size	mm	330
Tape Width	mm	12.00
Pitch	mm	8.00
Ao	mm	4.50
Bo	mm	4.50
Ko	mm	3.50