

**Features:**



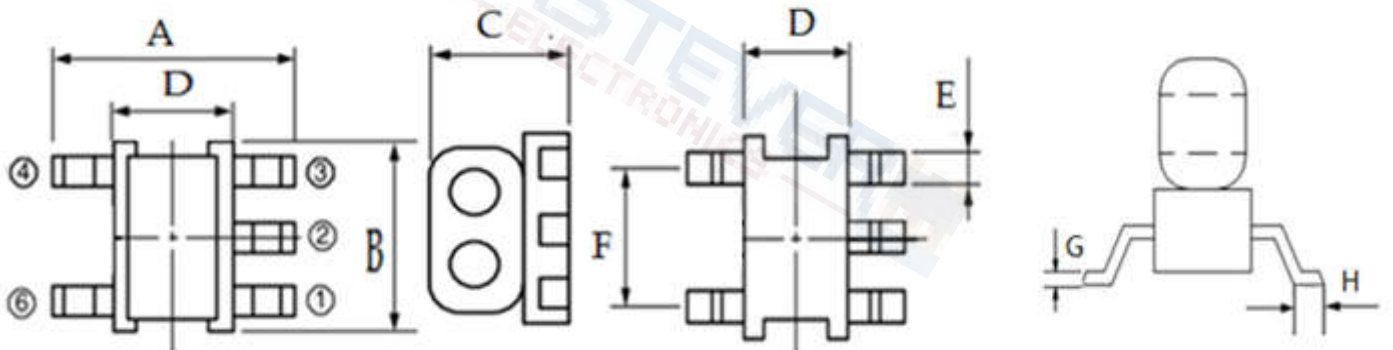
- ◆ 1: 1 Impedance
- ◆ 75Ω Characteristic Impedance
- ◆ Frequency: 5to1250 MHz
- ◆ RF power: 0.50W
- ◆ DC current: 30mA
- ◆ Insertion loss: 1.0dB Max; Input Return loss: 16.0dB Min
- ◆ Operating temperature range: -40°C to +85°C
- ◆ Storage temperature range: -55°C to +100°C



**Applications:**

- ◆ For broadband and wireless communications
- ◆ For VHF/UHF receivers/transmitters and push-pull amplifiers

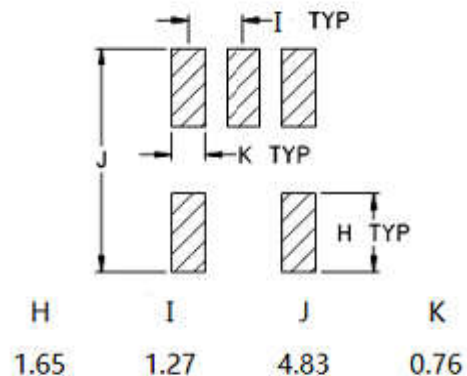
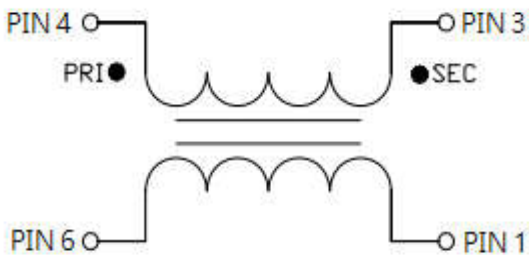
**Dimension Diagram (Unit:mm) :**



A=4.10±0.20 B=3.80±0.20 C=3.20±0.20 D=2.80±0.20 E=0.55±0.05 F=2.54±0.05 G=0.25±0.05 H=0.60±0.05

**Electrical structure:**

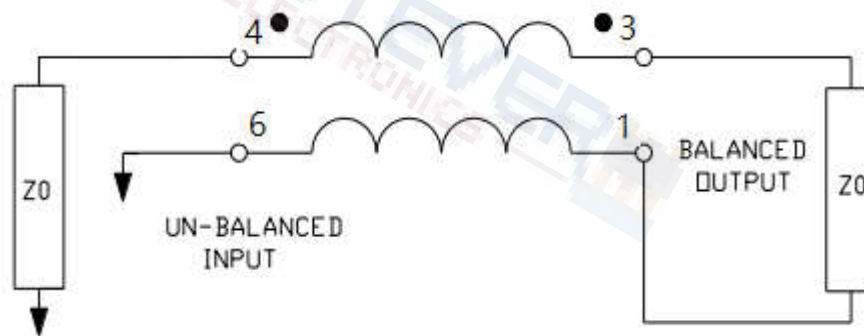
**Recommended layout:**



## Pin configuration

Pin no.	Function
1	Secondary (Output 2)
2	Not connected
3	Secondary dot (Output 1)
4	Primary dot (Input)
6	Primary (Ground)

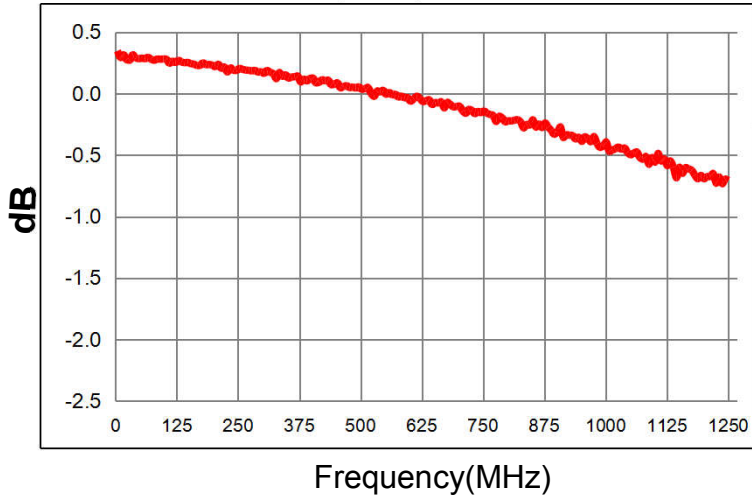
## Application circuit :



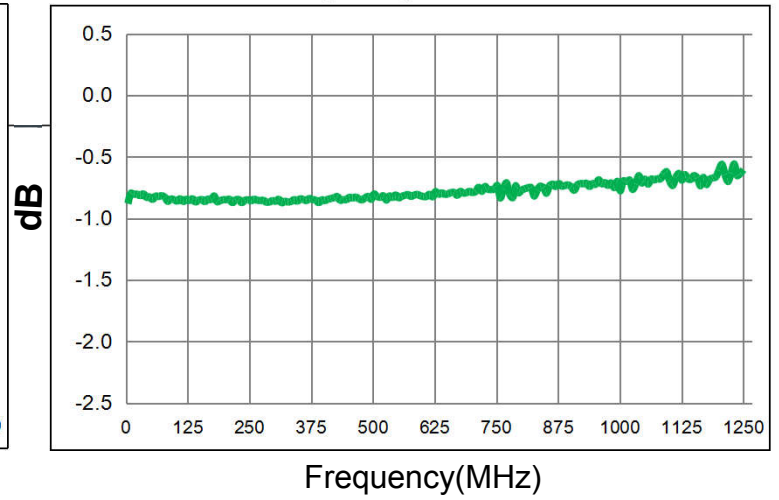
Electrical Specifications:  $T_A = 25^\circ\text{C}$   $Z_0 = 50\Omega$

Parameter	Test Conditions	Units	Min	Typ	Max
Main line Loss(out1)	5-1250MHz	dB	-	0.5	1.0
Main line Loss(out2)	5-1250MHz	dB	-	0.8	1.0
Amplitude Balance	5-1250MHz	dB	—	$\pm 0.6$	$\pm 1.0$
Phase Balance	5-1250MHz	Degrees	—	$\pm 10.0$	$\pm 10.0$
Input Return Loss	5-1250MHz	dB	16.0	22.0	—

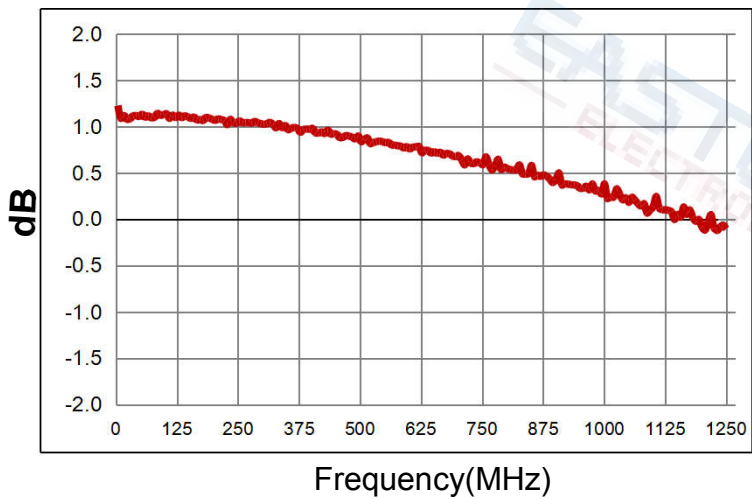
### Main line Loss(out1)



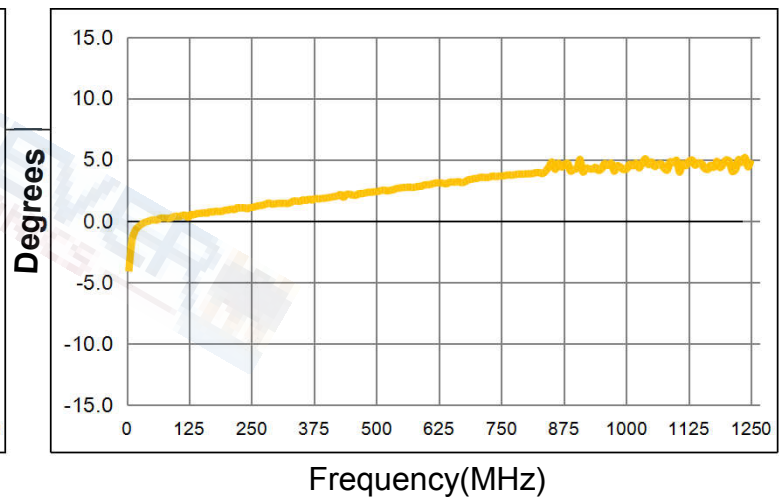
### Main line Loss(out2)



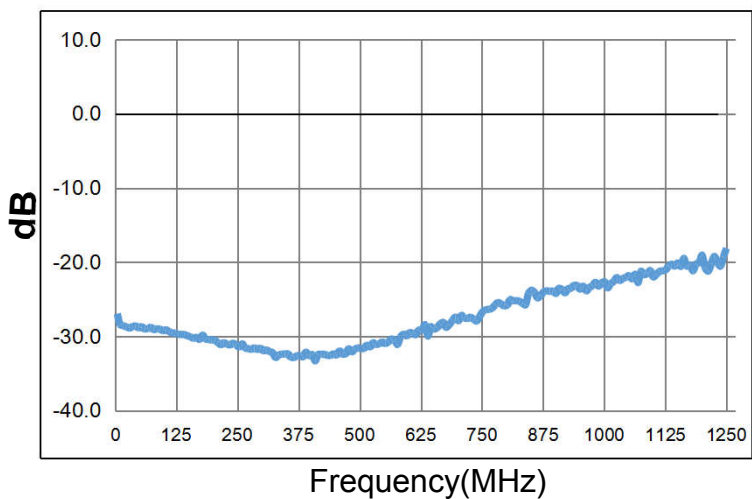
### Amplitude Balance



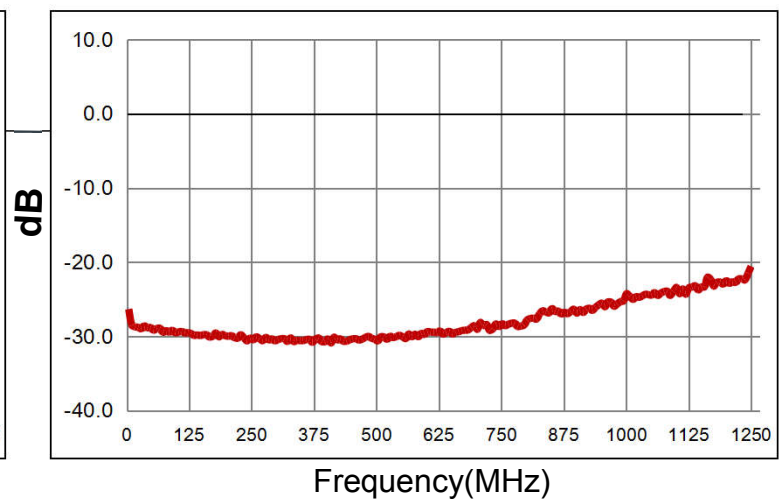
### Phase Balance



### Input Return Loss



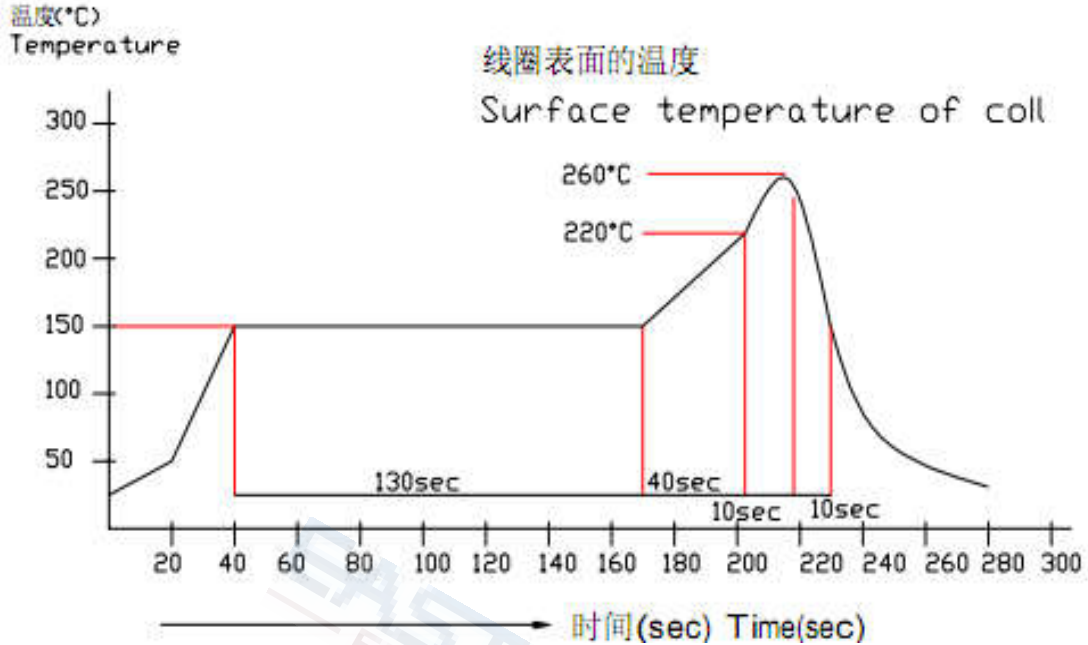
### Sdd22



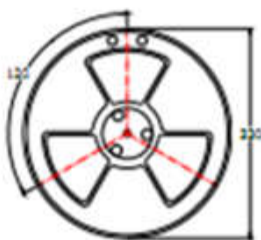
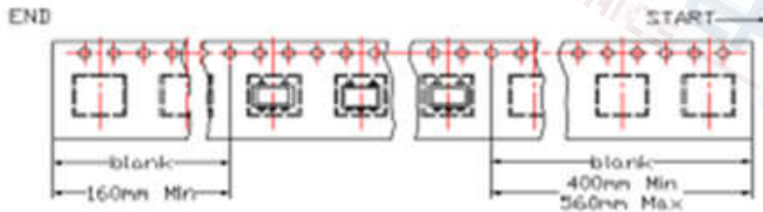
**Recommended Soldering Temperature Graph:**

建议迴焊条件

The condltion of reflow  
(Recommendation)



**Packing Dimension For Caeier Tape(UNIT:mm):**



SPEC	8	12	16	24	32	44	56	72
DIM A±0.1	8.5	12.5	16.5	24.5	32.5	44.5	56.5	72.5
DIM B±0.1	2.3	2.3	2.3	2.3	2.3	2.3	2.3	2.3
DIM C±0.1	100	100	100	100	100	100	100	100

**QUANTITY**

2000PCS/Reel

15 reel/Big carton/60000pcs