

**Features::**

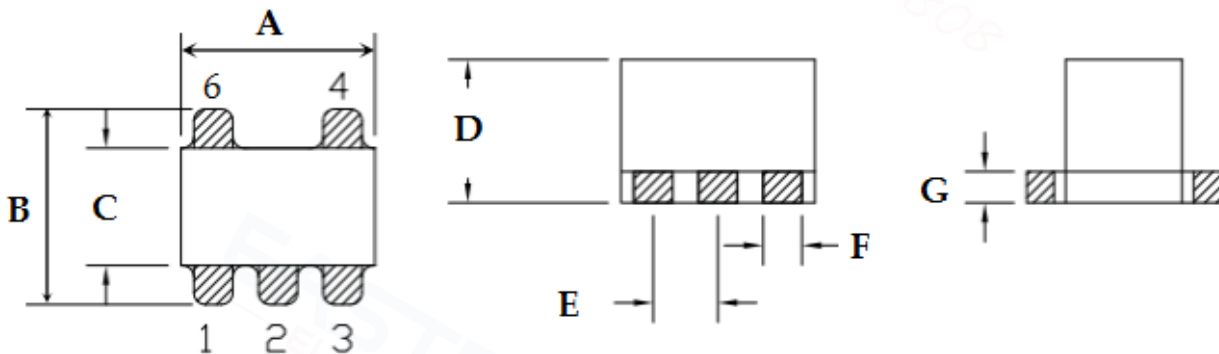
- ◆ 1: 1 Impedance
- ◆ 75Ω Impedance
- ◆ Frequency: 3to 3000 MHz
- ◆ RF power: 0.25W
- ◆ DC current: 30mA
- ◆ Operating temperature range: -40°C to +85°C
- ◆ Storage temperature range: -55°C to +100°C



**Applications:**

- ◆ For broadband and wireless communications
- ◆ For VHF/UHF receivers/transmitters and push-pull amplifiers

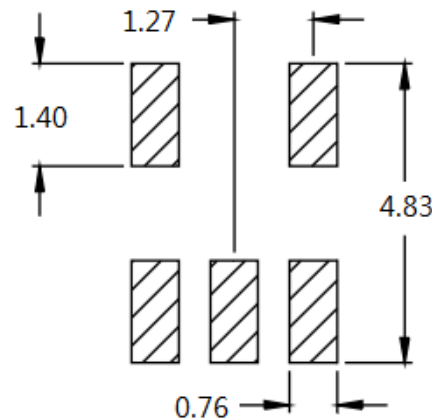
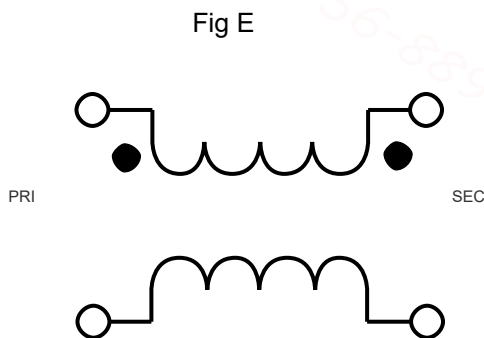
**Dimension Diagram (Unit:mm) :**



A=3.80±0.20 B=3.80±0.20 C=2.30±0.20 D=2.80±0.20 E=1.27±0.10 F=0.76±0.10 G=0.60±0.10

**Electrical structure:**

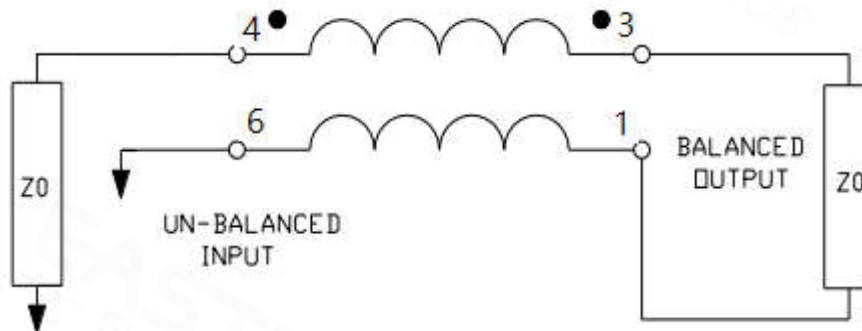
**Recommended layout:**



## Pin Configuration:

Pin No.	Function
1	Secondary (Output 2)
2	Not connected
3	Secondary dot (Output 1)
4	Primary (Input)
6	Primary dot (Ground)

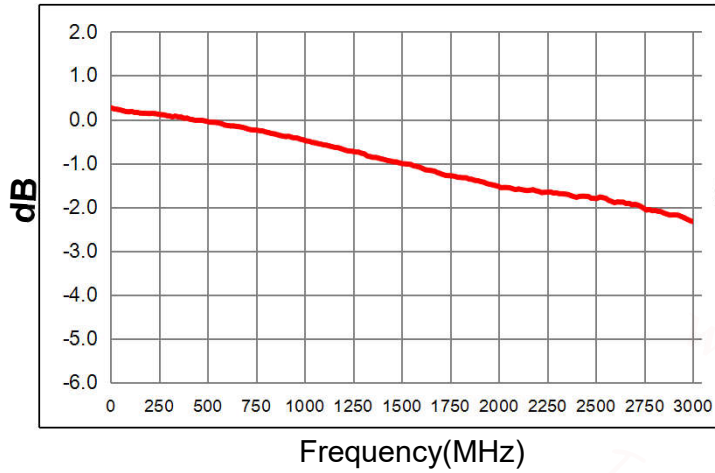
## Application circuit :



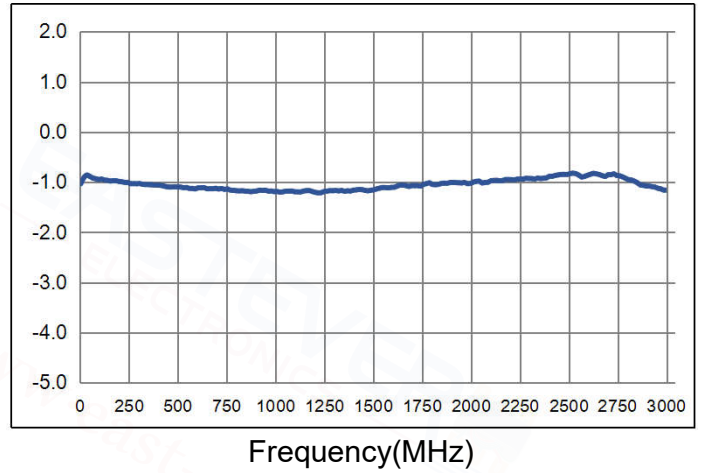
## Electrical Specifications: TA=25°C, 0dBm, Z0=75Ω:

Parameter	Test Conditions	Units	Min	Typ	Max
Main line Loss(out1)	3-3000MHz	dB	—	3.0	3.5
Main line Loss(out2)	3-3000MHz	dB	—	2.0	2.5
Amplitude Balance	3-3000MHz	dB	—	±2.0	±3.0
Phase Balance	3-3000MHz	°	—	±12	±15
Input Return Loss	3-2000MHz	dB	15.0	18.0	—
	2000-3000MHz	dB	13.0	15.0	—

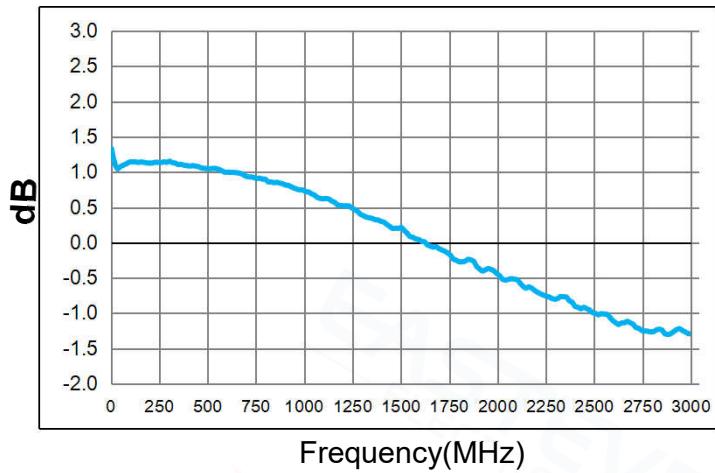
### Main line Loss(out1)



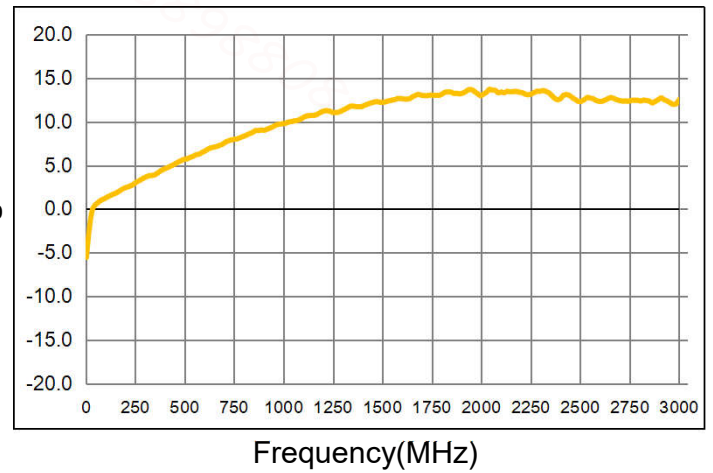
### Main line Loss(out2)



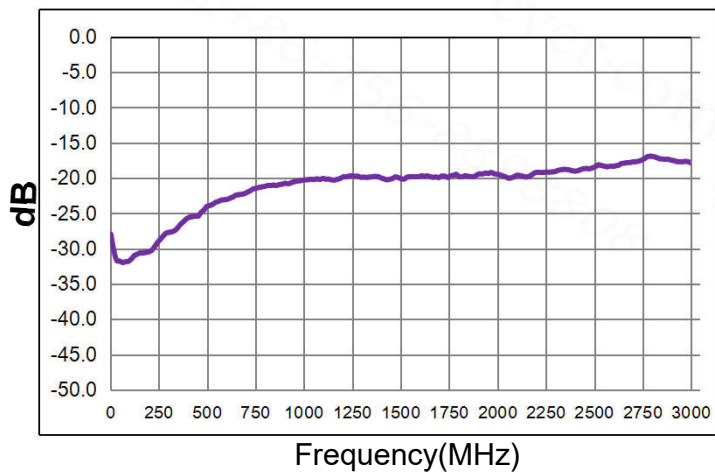
### Amplitude Balance



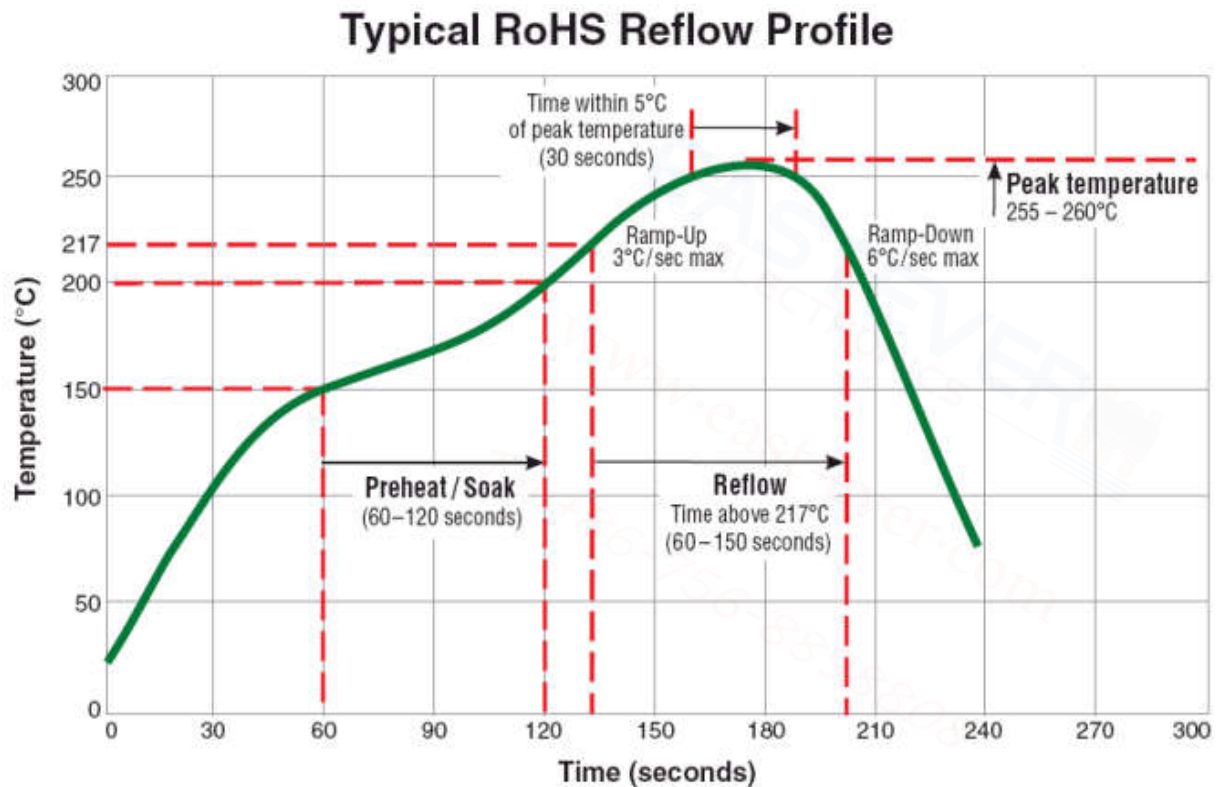
### Phase Balance



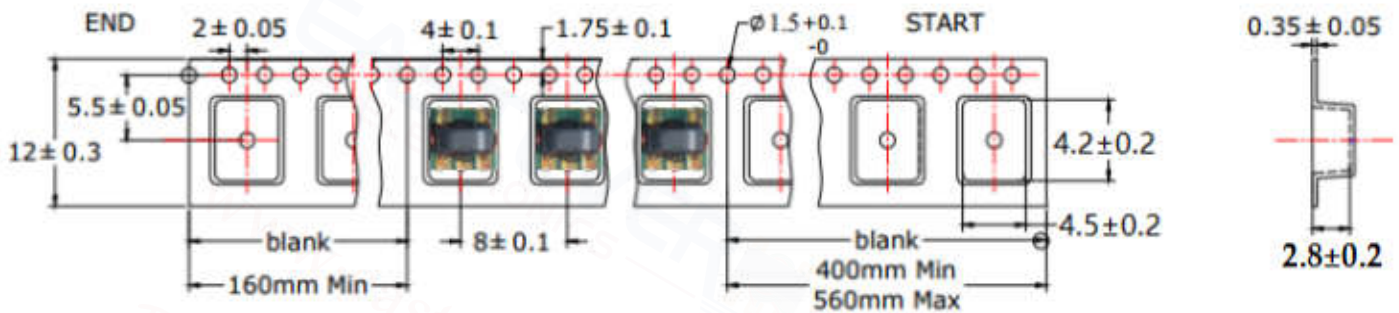
### Input Return Loss



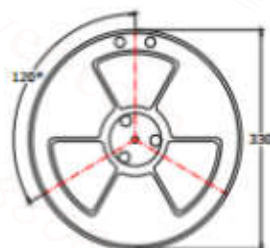
Recommended Soldering Temperature Graph:



Packing Dimension For Caeier Tape(UNIT:mm):



<b>QUANTITY</b>
2000pcs/reel
4Reel/Middle Carton
4Middle Carton/Big Carton
32000pcs/Big Carton



<b>SPEC</b>	8	12	16	24
<b>DIM A±0.1</b>	8.5	12.5	16.5	24.5
<b>DIM B±0.1</b>	2.3	2.3	2.3	2.3
<b>DIM C±0.1</b>	100	100	100	100

